





OVERVIEW

NAVIGATION

GLOBAL SEARCH

A high-angle photograph of three young girls on a playground. The girl at the top is smiling and holding a large green ball. The girl in the middle is also smiling. The girl at the bottom is looking up and smiling. They are on a playground with a blue slide and a green ball. The background is a wooden chip surface.

Experience the Miracle!

Use the interactive features to experience the Miracle of Play™ for yourself. Learn how to use the features by watching the videos below.

**INTERACTIVE
3D MODELS**

**EMBEDDED
VIDEOS**

**ADDITIONAL
INFORMATION**



**The
freedom
of play.**



Miracle playgrounds are designed to prepare children for their future. We believe that a lifetime of self-discovery, independence and leadership begins on a playground - where children take perceived risks that challenge them, transform them and invite them to see new perspectives. Stepping out of their comfort zone shouldn't be a special occasion. It's an everyday part of growing up when children play on a Miracle playground.

The joy of play.





At Miracle, we believe that thrilling and challenging play tests our kids' limits and teaches them the coping skills they need for the future. After all, kids who embrace challenges as opportunities become confident leaders of tomorrow. By encouraging playtime that evokes the joy of thrill-seeking, we're showing kids that fun can be found not in having all the answers, but in finding them for yourself. Simply put, the greatest source of fun is found in exploration.



The innovators of play.



At Miracle, we innovate for challenging play by taking on challenges ourselves. For nearly 100 years, we have been pioneers of play innovation, pushing the boundaries of outdoor play, exploration, and self-discovery before these values became parenting buzz-words. We're not trying to keep up—we're always pushing ahead as experts in thrilling and challenging play experiences. Children are the future, and at Miracle, we're excited to provide them with the skills they need to succeed.

10 Featured Products

34 Inclusive Play

58 Custom Play

190 Miracle[®] Advantage







Contents

54

Structures

- Custom **58**
- Extreme Generation **70**
- Mega Tower® **74**
- Kids' Choice® **80**
- Center Stage® **86**
- Tots' Choice® **92**
- Themed Play **98**
- Fitness Challenges **102**
- Toddlers' Choice® **108**

112

Freestanding

- Sensory Panels **114**
- Concerto™ **115**
- Motion **116**
- Climbers **120**
- Nets **124**
- Nexus® **126**
- Rocks and Ropes **128**
- Spring Riders **132**
- Slides **134**
- Swings **135**
- Accessories **138**
- Youth Fitness **140**

142

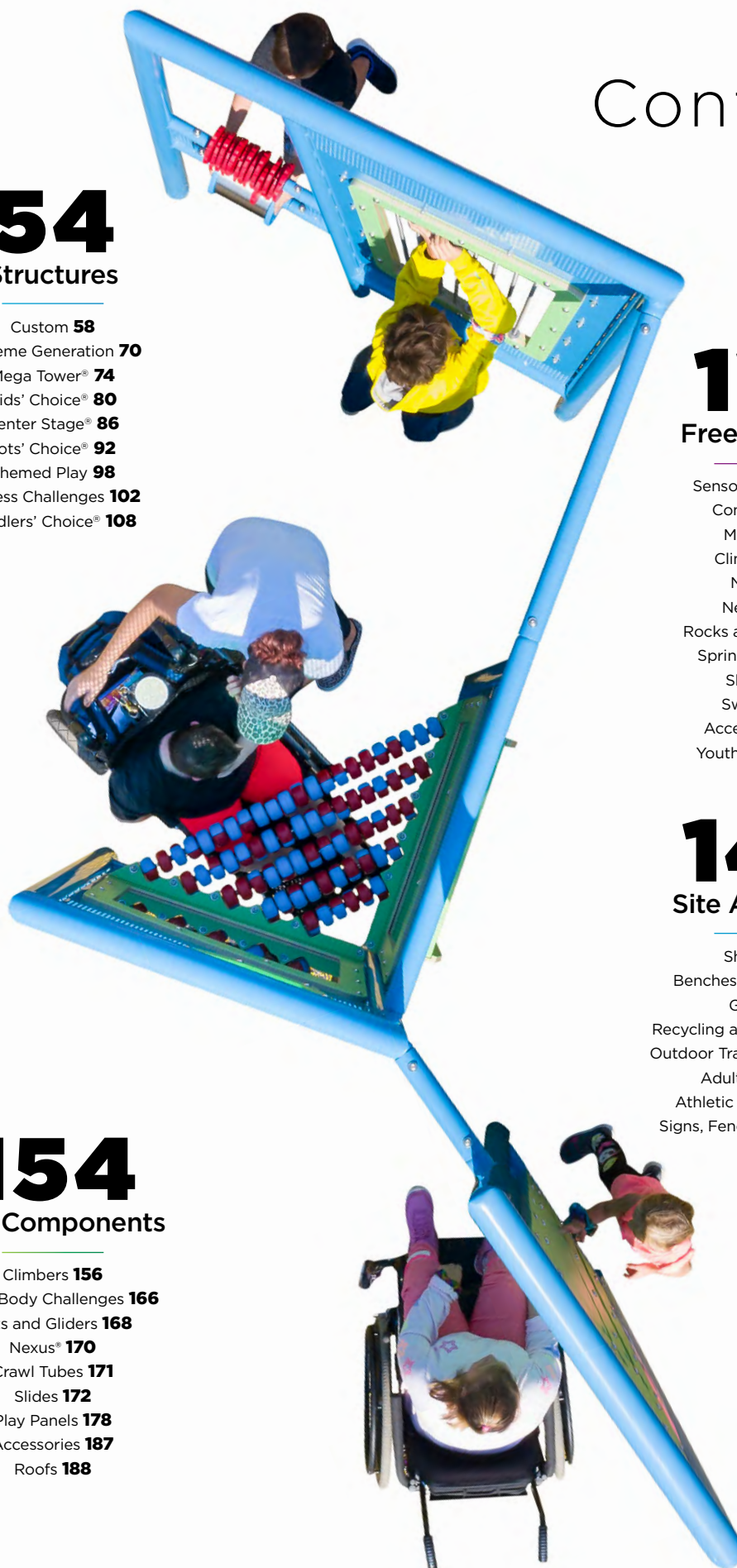
Site Amenities

- Shade **144**
- Benches and Tables **146**
- Grills **148**
- Recycling and Bike Racks **149**
- Outdoor Training Systems **150**
- Adult Fitness **151**
- Athletic Equipment **152**
- Signs, Fencing, Timbers **153**

154

Play Components

- Climbers **156**
- Upper Body Challenges **166**
- Nets and Gliders **168**
- Nexus® **170**
- Crawl Tubes **171**
- Slides **172**
- Play Panels **178**
- Accessories **187**
- Roofs **188**





sensory
explore
challenge
science
net play
Featured
Products

Sensory
meets
science.

Miracle[®] Museum[™]



Miracle Museum™ is a new-to-the-playground-industry children's museum experience that gives kids the chance to engage in fantastical sensory events. Children touch, listen, see, and play their way through this mesmerizing collection of products.

Add products from the Miracle Museum collection to your existing playground, or include them in a new design, to create a space that kids will want to spend their time exploring. Because most Miracle Museum products do not require safety surfacing, they can convert under-utilized spaces into sensory rich play areas—think parking lots, old basketball courts, and more! And with modern, clean lines, Miracle Museum fits indoors, too, in unique settings such as lobbies, hospitals, waiting areas, and shopping centers. The collection was designed with universal play principles, meaning it's appropriate for all ages and abilities—even caregivers can join in the fun!



Learn more about
Miracle Museum












Odyssey Hall



Dynamics Lab



SpinAtrium™



Momentum Corridor



Grand Gallery



Tranquility Corner

Shown with Textured Triangle Hexagon and Star Circle Perforated Panels p.178

PRODUCT	PRODUCT NUMBER	AGES	CAPACITY	PRODUCT SIZE	PROTECTIVE AREA	WEIGHT	BOLT DOWN	APPROX. PRICE
SpinAtrium™	453-1	2-12 (18 mo-12 yr CSA)	4	2'6" x 2'6" x 3'6" (0.76m x 0.76m x 1.07m)	-	85 lb (38.6 kg)	•	\$1,060
Odyssey Hall	453-2	2-12 (18 mo-12 yr CSA)	12	9' x 7' x 9' (2.74m x 2.13m x 2.74m)	-	580 lb (263.0 kg)	•	\$7,950
Dynamics Lab	453-3	2-12 (18 mo-12 yr CSA)	10	7' x 5' x 6' (2.13m x 1.52m x 1.83m)	-	395 lb (179.1 kg)	•	\$5,300
Grand Gallery	453-4	2-12 (18 mo-12 yr CSA)	14	10' x 10' x 10' (3.05m x 3.05m x 3.05m)	-	1,300 lb (589.6 kg)	•	\$13,250
Momentum Corridor	453-5	2-12 (18 mo-12 yr CSA)	3	12' x 3' x 3'6" (3.66m x 0.91m x 1.07m)	15' x 25' (4.57m x 7.62m)	500 lb (226.8 kg)	•	\$7,000
Tranquility Corner (frame only)	453-704	2-12 (18 mo-12 yr CSA)	Varies*	5' x 5' x 9' (1.52m x 1.52m x 2.74m)	-	185 lb (83.9 kg)	•	Varies*

*Tranquility Corner requires two Tots' Choice Expansion (TCX) below deck panels. Capacity and price varies based on panels chosen.



All Miracle Museum products are our Top Inclusive recommendations to create Miracle Playgrounds for All.



See how Museum
would look indoors



Experience Museum
with a structure

The Thrill of Net Climbing!


Kids of all ages love to climb, and Miracle Recreation® enhances the experience with exciting playground climbers that take thrills to new levels. Our **Physics® Moon Climbers** let many children play together on the same piece of equipment and provide varying levels of challenge to keep even older children engaged. The thrills continue with **Hover Net**, one of the first levitating-style play nets in the US. Suspended between five sturdy support posts, this pyramid-shaped rope climber gives kids the sensation that they're floating in mid-air or crawling along a giant web. Our variety of net climbers means there's something for every playground, no matter the theme, size, or budget!



Hover Net

Product Number: 463-1 / 463-1BD
Ages: 5-12 (5-12 CSA)
Capacity: 30
Protective Area: 34' x 33'
(10.40m x 10.10m)
Weight: 1,750 lb (794 kg)
Approx. Price: \$17,760

Physics[®] Moon Climbers



Full Moon Top View

Physics Full Moon

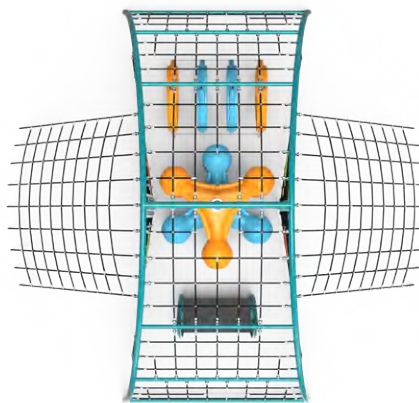
Product Number: 463-2* / 463-2*BD

Ages: 5-12 (5-12 CSA)

Capacity: 60

Protective Area: 36' x 35'
(10.97m x 10.67m)

Approx. Price: \$51,740



New Moon Top View

Physics New Moon

Product Number: 463-3* / 463-3*BD

Ages: 5-12 (5-12 CSA)

Capacity: 40

Protective Area: 36' x 34'
(10.97m x 10.40m)

Approx. Price: \$38,720

*Multiple options available.

Champions Trek

Create obstacle-course thrills by combining a series of custom climbing challenges designed to promote physical development through friendly competition. Designed for children ages 5-12, Champions Trek puts kids through the paces, providing an active, full-body workout that helps improve strength, agility, coordination, and mobility while pushing the limits of fun. Use products from our Champions Trek product line along with a variety of our other freestanding products to create a fun challenge no matter your space or budget!





Sprawl Wall

Product Number: 454-6

Ages: 5-12 (5-12 CSA)

Capacity: 10

Product Size: 10' x 12' x 6'
(3.05 m x 3.66 m x 1.83 m)

Protective Area: 22' x 24'
(6.71 m x 7.31 m)

Weight: 750 lb (340.1 kg)

Approx. Price: \$7,260



PRODUCT	PRODUCT NUMBER	AGES	CAPACITY	PRODUCT SIZE	PROTECTIVE AREA	WEIGHT	APPROX. PRICE
Tapered Tower	454-4	5-12 (5-12 CSA)	8	7' x 3' x 13' (2.13m x 0.91m x 3.96m)	19' x 15' (5.79m x 4.57m)	600 lb (272.1 kg)	\$5,610
Breakaways (Base 4X)	454-5	5-12 (5-12 CSA)	4	14' x 7' x 3' (4.27m x 2.13m x 0.91m)	26' x 19' (7.92m x 5.79m)	450 lb (204.1 kg)	\$4,450
Breakaways (Add on 2X) not shown	454-5X	5-12 (5-12 CSA)	2	9' x 7' x 3' (2.74m x 2.13m x 0.91m)	21' x 19' (6.40m x 5.79m)	225 lb (102.0 kg)	\$2,220



PRODUCT	PRODUCT NUMBER	AGES	CAPACITY	PRODUCT SIZE	PROTECTIVE AREA	WEIGHT	APPROX. PRICE
Crossway Climber - Small	454-2	5-12 (5-12 CSA)	4	6' x 4' x 6' (1.83m x 1.22m x 1.83m)	18' x 16' (5.49m x 4.88m)	185 lb (83.9 kg)	\$2,440
Crossway Climber - Large	454-1	5-12 (5-12 CSA)	12	10' x 5' x 8' (3.05m x 1.52m x 1.83m)	22' x 17' (6.71m x 5.18m)	445 lb (201.8 kg)	\$5,420
Chaos Climber	454-3	5-12 (5-12 CSA)	19	21' x 12' x 9' (6.40m x 3.66m x 2.74m)	33' x 24' (10.06m x 7.31m)	850 lb (385.5 kg)	\$7,120

Mini City, **Big Fun!**



Playhouses have been a favorite with kids for decades, but now the Miracle® Mini City builds an entire community around the concept. Created with input from experts in child development and inclusion, the fun and whimsical designs of the Mini City reflect life through the eyes of a child. Each product in the Mini City line was designed to be enjoyed by children of all abilities, including those with autism, developmental delays, and those who use mobility devices.

Mini City's open designs keep kids in easy view at all times and encourage imaginative and interactive play among kids, parents, and caregivers. Each Mini City product was designed specifically for children ages 2-5 (18 months-5 years CSA) to encourage the development of physical and gross motor skills and provide opportunities for unoccupied, solitary, parallel, associative, and cooperative play.



Watch Mini City
come to life!






Silly Tree



Truck



Community Helpers



Garden Crawl Tunnel



Traffic Light



Sensory Garden Wall



Chattery



Playhouse

PRODUCT	PRODUCT NUMBER	AGES	CAPACITY	PRODUCT SIZE	PROTECTIVE AREA	WEIGHT	BOLT DOWN	APPROX. PRICE
Chattery	MR0887	2-5 (18 mo-12 yr CSA)	10	8'5" x 4' x 6'11" (2.57m x 1.22m x 2.11m)	-	587 lb (266.2 kg)	•	\$5,820
Community Helpers with Tunnel	MR0880	2-5 (18 mo-12 yr CSA)	20	16'11" x 10'3" x 7'11" (5.16m x 3.15m x 2.41m)	29' x 23' (8.84m x 7.01m)	1,702 lb (771.9 kg)	•	\$16,000
Community Helpers without Tunnel	MR0889	2-5 (18 mo-12 yr CSA)	17	16'11" x 7'3" x 7'11" (5.16m x 2.24m x 2.41m)	29' x 20' (8.84m x 6.10m)	1,516 lb (687.5 kg)	•	\$15,580
Garden Crawl Tunnel	MR0883	2-5 (18 mo-12 yr CSA)	8	4'5" x 4'5" x 2'9" (1.35m x 1.35m x 0.86m)	17' x 17' (5.18m x 5.18m)	254 lb (115.2 kg)	•	\$2,230
Garden Sensory Wall Double Sided (for 2 inserts)	MR0884	2-5 (18 mo-12 yr CSA)	8	4'8" x 0'9" x 2'9" (1.42m x 0.25m x 0.86m)	-	157 lb (71.2 kg)	•	\$1,460
Garden Sensory Wall Single Sided (for 1 insert)	MR0888	2-5 (18 mo-12 yr CSA)	6	4'8" x 0'9" x 2'9" (1.42m x 0.25m x 0.86m)	-	165 lb (74.8 kg)	•	\$1,450
Playhouse	MR0882	2-5 (18 mo-12 yr CSA)	20	9'5" x 5'9" x 5'6" (2.87m x 1.75m x 1.68m)	22' x 19' (6.71m x 5.64m)	855 lb (387.8 kg)	•	\$9,930
Silly Tree	MR0885	2-5 (18 mo-12 yr CSA)	18	10'9" x 5'8" x 7'3" (3.30m x 1.73m x 2.21m)	19' x 17' (5.79m x 5.18m)	854 lb (387.3 kg)	•	\$10,180
Traffic Light	MR0886	2-5 (18 mo-12 yr CSA)	2	1'3" x 0'6" x 3'3" (0.38m x 0.15m x 0.99m)	-	54 lb (24.5 kg)	•	\$1,080
Truck	MR0881	2-5 (18 mo-12 yr CSA)	6	6'0" x 2'11" x 5'8" (1.83m x 0.89m x 1.73m)	-	270 lb (122.5 kg)	•	\$3,700

★ All Mini City products are our Top Inclusive recommendations to create Miracle Playgrounds for All.



Dog Park Equipment

Made of the highest quality materials, our Dog Park products are durable enough to stand up to ruff and tough play. The products provide opportunities for exercise, training, teamwork, fun, and learning new skills! They promote socialization for dogs and people, and encourage an active lifestyle for both. Our Dog Park products cater to any size dog, and all skill levels can enjoy them.

Please note: creating large and small dog areas is a good practice. Fencing and double gated entries are strongly recommended. Whether your best friend wants to practice agility, hurdles, or jump through hoops like a good boy (or girl!), we've got the products you need to bring a destination dog park to your community.



Learn more about our
Dog Park Equipment



Dog Leash Rack



Dog Fire Hydrant



Dog Crawl Tunnel



Dog Agility Weave Poles



Dog Steppers



Dog Small and Large Loop



Dog Walk Ramp



Dog Pentagon and Hexagon Hurdle



Dog Triple and Single Hoop



PRODUCT	PRODUCT NUMBER	PRODUCT SIZE	WEIGHT	APPROX. PRICE
Dog Small Loop	MRDP01	0'2" x 2'3" x 2'11" (0.05m x 0.69m x 0.89m)	15 lb (6.8 kg)	\$130
Dog Large Loop	MRDP02	0'2" x 2'3" x 3'3" (0.05m x 0.69m x 1.02m)	15 lb (6.8 kg)	\$150
Dog Fire Hydrant	MRDP03	0'2" x 1'3" x 1'6" (0.05m x 0.41m x 0.48m)	15 lb (6.8 kg)	\$270
Dog Hexagon Hurdle	MRDP04	0'2" x 3'3" x 1'3" (0.05m x 0.99m x 0.41m)	45 lb (20.4 kg)	\$320
Dog Pentagon Hurdle	MRDP05	0'2" x 3'3" x 1'8" (0.05m x 0.99m x 0.51m)	50 lb (22.7 kg)	\$430
Dog Agility Weave Poles	MRDP06	0'2" x 0'2" x 3'0" (0.05m x 0.05m x 0.94m)	10 lb (4.5 kg)	\$100
Dog Steppers	MRDP07	3'0" x 4'0" x 2'0" (0.94m x 1.22m x 0.63m)	85 lb (38.6 kg)	\$830
Dog Walk Ramp	MRDP08	12'2" x 2'0" x 2'3" (3.71m x 0.63m x 0.69m)	155 lb (70.3 kg)	\$1,390
Dog Crawl Tunnel	MRDP09	3'5" x 3'3" x 2'11" (1.04m x 1.02m x 0.89m)	70 lb (31.8 kg)	\$1,190
Dog Single Hoop	MRDP10	0'6" x 4'8" x 4'6" (0.15m x 1.42m x 1.37m)	25 lb (11.3 kg)	\$470
Dog Triple Hoops	MRDP11	0'6" x 8'3" x 5'3" (0.15m x 2.51m x 1.60m)	35 lb (15.9 kg)	\$620
Dog Leash Rack	MRDP12	1'6" x 1'6" x 4'3" (0.46m x 0.46m x 1.32m)	30 lb (13.6 kg)	\$290

Sculpted Play Elements

Add animals and natural elements to your play space.

Children will be drawn to these fun climbers that bring animals and nature elements to any playground. From water frogs to butterfly meadows to the bears in the forest, you will find Sculpted Play Elements that work with your playground design.

These products are made of GFRP (Glass Fiber Reinforced Plastic), which is much lighter and friendlier to the touch than GFRC (Glass Fiber Reinforced Concrete) products. Less weight means they are easier to install and less costly to ship.

More details about our Sculpted Play Elements on page 138





Final touches to perfect your play space.

Your playground is more than just a space to play—it's an area to rest, socialize, gather, and recharge. Our new Site Amenities include hand sanitizer stations, picnic tables, and amenities made from recycled plastic. We'll help you make the most of your playground!



Learn more about
our Site Amenities





kindness
exciting
freedom
together
play for all
Inclusive
Play



The Miracle of Play™



Every kid needs room to grow: They deserve to feel exhilarated by new sights, sounds, and textures—to experience adventure as an everyday occurrence, to share in the joy of exploration with their peers. We design playgrounds that not only meet ADA requirements, but also provide equally engaging opportunities for children of all ages and abilities to play together. We see the potential in every kid to become a leader.

Top Inclusive and Sensory Products



Miracle Museum™ p.12



**Sensory Mazes
and Panels** p.114 & 178



Reflex 606-3 / p.119



Inclusive Whirl 305 / p.118



Roller Slide 714-645-14 / p.177



Concerto™ p.115



Inclusive Swing Seat 2740 / p.135







**Cyclo Cone
Plus Climber** 306-4 / p.125



Ten Spin 304 / p.118

Mini City p.28





Building an Inclusive Play Space

A Miracle Playground for All™ invites and welcomes everyone of different ages and abilities, not just children. This includes families with children and parents who have neurological, cognitive, mental, and/or physical disabilities. Each Miracle Playground for All is designed to welcome everyone and supports our **Five** Inclusive Play Fundamentals. Explore a Miracle Playground for All below in our 3D experience.



Learn more about
Playgrounds For All™



Provide multi-sensory play experiences



Encourage all children to play



Allow greater accessibility



Ensure kids do not get overwhelmed



Create welcoming environments



All equipment for sale on this page meets ADA requirements. Miracle® strongly suggests that a safety sign stating age appropriateness and safety rules be displayed on every playground. All play equipment must be installed over an appropriate, impact-absorbing surface that complies with ASTM or CSA standards, unless otherwise noted. Actual colors may vary. Prices shown in this catalog do not include fencing, which is sold separately. Please contact your local Miracle representative for fencing prices and recommended inclusive fencing options.



Rochester Rotary Sunshine Campus

Rush, New York | Denzak Recreational Design & Supply
714-5642 Details on following page



Learn more about Rochester
Rotary Sunshine Campus



Previous Page

Rochester Rotary Sunshine Campus

714-S642

Ages: 5-12

Protective Area: 77' X 52' (23.47m x 15.85m)

Elevated Activities: 24

Ground Activities: 3

Capacity: 195-205

Weight: 16,965 lb (7,695 kg)

Approx. Price: \$155,00

Price includes structure only





Creating a camp that lets all kids **shine.**

Since 1922, Rochester Rotary Sunshine Campus has provided a summer camp where children with disabilities can enjoy the fun of being kids without any barriers. Today, this 157-acre, fully accessible residential summer camp in Rush, New York, provides fun for thousands of children with disabilities and their families. Every year, more than 2,500 kids ages 7-21 get the chance to enjoy a camping experience that they can't get anywhere else.

State-of-the-art, inclusive experiences for campers include a rock-climbing wall, nature trails, a zipline through the woods, a sensory center, treehouses, swimming, music, an archery course, and many other sports.

With the opening of the new Miracle playground on campus, the children were excited to have a play space that all of their camp friends can enjoy together. The playground incorporates several top Miracle inclusive products, including the wheelchair-accessible Inclusive Whirl and Alta Glide Inclusive Glider, the tactile-engaging movement of the Roller Slide, the supportive Inclusive Swing Seat, and interactive play panels that provide a variety of multi-sensory experiences.



[View more photos from Rochester Rotary Sunshine Campus](#)



[Learn more about Playgrounds For All™](#)





Kendyl & Friends Playground

Nicholasville, Kentucky | Miracle Rec of Kentucky & Tennessee
714-S641 Details on following page



Learn more about Kendyl
& Friends Playground

Previous Page

Kendyl & Friends Playground

714-S641

Ages: 5-12

Protective Area: 66' X 55' (20.12m x 16.76m)

Elevated Activities: 16

Ground Activities: 2

Capacity: 155-165

Weight: 14,555 lb (6,602 kg)

Approx. Price: \$116,000

Price includes structure only





Everyone needs friends and playgrounds like these.

Playgrounds are meant to be places that bring children joy. But after taking her young daughter Kendyl, who is nonverbal and uses a wheelchair from contracting meningitis at three weeks old, to a playground where she could not play, Crimson Claycomb became committed to creating a fully inclusive and accessible playground where Kendyl and others like her could play and feel that they truly belonged.

Crimson immediately began designing a playground that would benefit children of all abilities and quickly earned the support of the Park Board, City Council, and County Magistrates. With their help, Crimson and a group of supportive friends successfully raised the money to build what is now Kendyl and Friends Playground at the Jessamine County Campus, located at City-County Park in Nicholasville, Kentucky.

After completing the Kendyl and Friends Playground, Crimson and her team continued their work and founded the Kendyl and Friends Foundation, Inc. — a 501(c)(3) non-profit organization dedicated to meeting the needs of the hundreds of thousands of special needs and disabled children and adults in the community and surrounding area. The Kendyl and Friends Foundation has raised and distributed more than 1.3 million dollars and has built five fully inclusive playgrounds throughout the state of Kentucky. Together, Crimson and the Kendyl and Friends Foundation hope to keep building fully inclusive playgrounds across Kentucky and beyond. Miracle Recreation is proud to be part of bringing these urgently needed playgrounds to life.



View more photos from Kendyl and Friends Playground



Learn more about Playgrounds For All™



gather
joy
explore
social
quality

Play
Structures

The Miracle of Choice Structures

We have structures for every need—whether you're looking for thrilling height, a custom space, or an economical play space packed with play value, we've got you covered.



Custom p.58

If you have something truly unique in mind, our Custom Design Studio can bring anything you imagine to life. Together we can turn any of our play structures into a one-of-a-kind playground destination to which families will enjoy coming back to for years to come.



Extreme Generation p.70

This towering adventure playground provides challenging physical events for children seeking extreme play. Its design brings play to new heights, with innovative, fully-enclosed skyways that provide elaborate rope course-inspired activities far above ground—safely adding an element of perceived risk to any play space.



Mega Tower® p.74

With some of the highest enclosed slides in the industry, the Mega Tower structure reaches up to 25 feet tall and comes in double and triple-deck systems to make these playgrounds impressive and unforgettable.



Kids' Choice® p.80

Kids' Choice elements are compatible with our other product lines and can be customized to fit any space and age group. These systems are built to last, with durable materials, smart coating, and heavy-duty 5-inch (0.13m) galvanized steel posts.

Center Stage® p.86

Our Center Stage systems are designed around a single pedestal keeping children in sight at all times. Their challenging play components are also designed to make these systems a centerpiece of any playground.



Tots' Choice® p.92

The Tots' Choice system offers big play value, flexibility, and innovative features at any budget. It's our most budget-friendly product line ever, compatible with any age range and built to last with 3.5-inch (.089m) posts.



Themed Play p.98

Themed play spaces inspire imaginative role play and social cooperation. Just let us know what you have in mind — castles, trains, nature, ships, and more. Themed structures add extra character to any play space.



Fitness Challenges p.102

Our Fitness Challenges help kids develop flexibility and cardiovascular health while building coordination, balance, and endurance. Designed for ages 5-12, these modern play structures combine fun playground elements with physically challenging fitness components to keep kids fit and healthy.



Toddlers' Choice® p.108

Our Toddlers' Choice playgrounds pack big fun into a small system designed especially for 2-5 year olds. These structures have been a top choice for years— not just with toddlers but also with daycares, preschools, and churches.





Custom Structures

Rotary Park

Temecula, California | Miracle Playground Sales





i Learn more about custom play.



Riverton Park


Temecula, California | Miracle Playground Sales









 Learn more about custom play.

The Hideout at Spirit Park

Allen, Texas | WeBuildFun, Inc.



WARNING
DO NOT CLIMB ON THE
OUTSIDE OF THIS SLIDE







[!\[\]\(666e09182d4cd268646ea700ea60dcdf_img.jpg\) Learn more about custom play.](#)



Learn more about
Dalton Palmer
Memorial Play Park



Extreme Generation

Dalton Palmer Memorial Play Park
Augusta, Kansas | Custom Playsystems, Inc.

714-S644 Details on following page



All equipment for sale on this page meets ADA requirements. Miracle® strongly suggests that a safety sign stating age appropriateness and safety rules be displayed on every playground. All play equipment must be installed over an appropriate, impact-absorbing surface that complies with ASTM or CSA standards, unless otherwise noted. Actual colors may vary. Freestanding equipment sold separately.

EXTREME GENERATION
Structures

Extreme Generation



Extreme Generation
XG224969



Extreme Generation
XG221087



Extreme Generation
XG221088



Extreme Generation
XG221085

PRODUCT NUMBER	AGES	PROTECTIVE AREA	ELEVATED ACTIVITIES	GROUND ACTIVITIES	CAPACITY	WEIGHT	APPROX. PRICE
XG224969	5-12	71' X 46' (21.64m x 14.02m)	14	5	135-145	18,235 lb (8,271 kg)	\$154,000
XG221087	5-12	70' X 53' (21.34m x 16.15m)	13	4	115-125	20,210 lb (9,167 kg)	\$199,500
XG221088	5-12	64' X 60' (19.51m x 18.29m)	13	5	175-185	35,895 lb (16,282 kg)	\$264,000
XG221085	5-12	66' X 38' (20.12m x 11.58m)	7	2	70-80	11,920 lb (5,407 kg)	\$124,000
714-S644 (previous page)	5-12	72' X 52' (21.95m x 15.85m)	12	0*	110-120	37,210 lb (16,878 kg)	\$299,500



All equipment for sale on this page meets ADA requirements. Miracle® strongly suggests that a safety sign stating age appropriateness and safety rules be displayed on every playground. All play equipment must be installed over an appropriate, impact-absorbing surface that complies with ASTM or CSA standards, unless otherwise noted. Actual colors may vary. Freestanding equipment sold separately.

Mega Tower[®]

Ahrens/Paschall Memorial Park
Grinnell, Iowa | Boland Recreation, Inc.
714-S332 Details on following page





Learn more about
Ahrens/Paschall
Memorial Park



All equipment for sale on this page meets ADA requirements. "Miracle" strongly suggests that a safety sign stating age appropriateness and safety rules be displayed on every playground. All play equipment must be installed over an appropriate, impact absorbing surface that complies with ASTM or CSA standards, unless otherwise noted. Actual colors may vary. Free-standing equipment sold separately.

MEGA TOWER®
Structures

Mega Tower®



Mega Tower®
714-S616



Mega Tower®
714-S635



Mega Tower®
714-S470



Mega Tower®
714-S637

PRODUCT NUMBER	AGES	PROTECTIVE AREA	ELEVATED ACTIVITIES	GROUND ACTIVITIES	CAPACITY	WEIGHT	APPROX. PRICE
714-S616	5-12	57' X 48' (17.37m x 14.63m)	11	4	75-85	9,775 lb (4,434 kg)	\$77,000
714-S635	5-12	68' X 56' (20.73m x 17.07m)	21	2	195-205	18,850 lb (8,550 kg)	\$183,500
714-S470	5-12	52' X 48' (15.85m x 14.63m)	12	4	105-115	14,105 lb (6,398 kg)	\$93,500
714-S637	5-12	50' X 51' (15.24m x 15.54m)	16	5	135-145	13,065 lb (5,926 kg)	\$103,500
714-S332 (previous page)	5-12	66' X 51' (20.12m x 15.54m)	18	6	150-160	17,205 lb (7,804 kg)	\$145,500



All equipment for sale on this page meets ADA requirements. Miracle® strongly suggests that a safety sign stating age appropriateness and safety rules be displayed on every playground. All play equipment must be installed over an appropriate, impact-absorbing surface that complies with ASTM or CSA standards, unless otherwise noted. Actual colors may vary. Freestanding equipment sold separately.

Mega Tower®



Mega Tower®
714-S657



Mega Tower®
714-S638



Mega Tower®
714-S659

PRODUCT NUMBER	AGES	PROTECTIVE AREA	ELEVATED ACTIVITIES	GROUND ACTIVITIES	CAPACITY	WEIGHT	APPROX. PRICE
714-S657	5-12	40' X 38' (12.2m x 11.6m)	12	4	90-100	7,840 lb (3,556 kg)	\$82,500
714-S638	5-12	57' X 48' (17.37m x 14.63m)	14	5	110-120	9,090 lb (4,123 kg)	\$83,500
714-S659	5-12	72' X 55' (21.9m x 16.76m)	17	6	140-150	13,940 lb (6,323 kg)	\$138,500



All equipment for sale on this page meets ADA requirements. Miracle® strongly suggests that a safety sign stating age appropriateness and safety rules be displayed on every playground. All play equipment must be installed over an appropriate, impact-absorbing surface that complies with ASTM or CSA standards, unless otherwise noted. Actual colors may vary. Freestanding equipment sold separately.

Kids' Choice[®]

Gil Gordon Park
Thorold, Ontario | PlayPower Canada
714-5639 Details on following page





Learn more about
Gil Gordon Park



All equipment for sale on this page meets ADA requirements. Miracle® strongly suggests that a safety sign stating age appropriateness and safety rules be displayed on every playground. All play equipment must be installed over an appropriate, impact-absorbing surface that complies with ASTM or CSA standards, unless otherwise noted. Actual colors may vary. Freestanding equipment sold separately.

KIDS' CHOICE®
Structures

Kids' Choice®



Kids' Choice®
714-S632



Kids' Choice®
714-S660



Kids' Choice®
714-S631



Kids' Choice®
714-S614

PRODUCT NUMBER	AGES	PROTECTIVE AREA	ELEVATED ACTIVITIES	GROUND ACTIVITIES	CAPACITY	WEIGHT	APPROX. PRICE
714-S632	2-12	27' X 34' (8.23m x 10.36m)	5	2	30-40	2,300 lb (1,043 kg)	\$84,500
714-S660	5-12	56' X 44' (17.07m x 13.4m)	13	5	100-110	8,405 lb (3,812 kg)	\$79,000
714-S631	2-12	44' X 36' (13.41m x 10.97m)	7	6	75-85	5,495 lb (2,492 kg)	\$46,500
714-S614	5-12	43' X 36' (13.11m x 10.97m)	5	3	65-75	3,830 lb (1,737 kg)	\$40,500
714-S639 (previous page)	2-12	65' X 58' (19.81m x 17.68m)	15	6	150-160	15,395 lb (6,983 kg)	\$126,000



All equipment for sale on this page meets ADA requirements. Miracle® strongly suggests that a safety sign stating age appropriateness and safety rules be displayed on every playground. All play equipment must be installed over an appropriate, impact-absorbing surface that complies with ASTM or CSA standards, unless otherwise noted. Actual colors may vary. Freestanding equipment sold separately.

Kids' Choice®



Kids' Choice®
714-S633

PRODUCT NUMBER	AGES	PROTECTIVE AREA	ELEVATED ACTIVITIES	GROUND ACTIVITIES	CAPACITY	WEIGHT	APPROX. PRICE
714-S633	5-12	56' X 44' (17.07m x 13.41m)	14	5	120-130	8,130 lb (3,688 kg)	\$75,000
714-S634	2-12	35' X 35' (10.67m x 10.67m)	8	3	40-50	3,375 lb (1,531 kg)	\$32,500
714-S658	5-12	45' X 44' (13.72m x 13.4m)	11	4	70-80	5,423 lb (2,460 kg)	\$86,000



Kids' Choice®
714-S634



Kids' Choice®
714-S658



All equipment for sale on this page meets ADA requirements. Miracle® strongly suggests that a safety sign stating age appropriateness and safety rules be displayed on every playground. All play equipment must be installed over an appropriate, impact-absorbing surface that complies with ASTM or CSA standards, unless otherwise noted. Actual colors may vary. Freestanding equipment sold separately.

Center Stage[®]

Trafalgar Park
Oakville, Ontario | PlayPower Canada
714-S640 Details on following page





Learn more about
Trafalgar Park



All equipment for sale on this page meets ADA requirements. Miracle® strongly suggests that a safety sign stating age appropriateness and safety rules be displayed on every playground. All play equipment must be installed over an appropriate, impact absorbing surface that complies with ASTM or CSA standards, unless otherwise noted. Actual colors may vary. Freestanding equipment sold separately.

CENTER STAGE®
Structures

Center Stage®



Center Stage®
714-S564

PRODUCT NUMBER	AGES	PROTECTIVE AREA	ELEVATED ACTIVITIES	GROUND ACTIVITIES	CAPACITY	WEIGHT	APPROX. PRICE
714-S564	5-12	53' X 43' (16.15m x 13.11m)	12	4	85-95	6,870 lb (3,116 kg)	\$72,000
714-S627	5-12	36' X 35' (10.97m x 10.67m)	5	0*	30-40	3,910 lb (1,774 kg)	\$32,500
714-S628	2-12	42' X 40' (12.80m x 12.19m)	9	5	60-70	4,820 lb (2,186 kg)	\$49,000
714-S640 (previous page)	5-12	51' X 33' (15.54m x 10.06m)	9	3	60-70	6,055 lb (2,747 kg)	\$54,500



Center Stage®
714-S627



Center Stage®
714-S628



All equipment for sale on this page meets ADA requirements. Miracle® strongly suggests that a safety sign stating age appropriateness and safety rules be displayed on every playground. All play equipment must be installed over an appropriate, impact-absorbing surface that complies with ASTM or CSA standards, unless otherwise noted. Actual colors may vary. Freestanding equipment sold separately.

Center Stage®



Center Stage®
714-S630



Center Stage®
714-S562

PRODUCT NUMBER	AGES	PROTECTIVE AREA	ELEVATED ACTIVITIES	GROUND ACTIVITIES	CAPACITY	WEIGHT	APPROX. PRICE
714-S630	5-12	52' X 38' (15.85m x 11.58m)	10	3	75-85	7,400 lb (3,357 kg)	\$59,500
714-S562	2-5	37' X 33' (11.28m x 10.06m)	7	2	35-45	2,725 lb (1,236 kg)	\$34,000
714-S629	5-12	50' X 48' (15.24m x 14.63m)	11	4	90-100	8,645 lb (3,921 kg)	\$70,500
714-S474	2-12	40' X 29' (12.19m x 8.84m)	8	2*	45-55	3,905 lb (1,771 kg)	\$38,000



Center Stage®
714-S629




Center Stage®
714-S474



All equipment for sale on this page meets ADA requirements. Miracle® strongly suggests that a safety sign stating age appropriateness and safety rules be displayed on every playground. All play equipment must be installed over an appropriate, impact-absorbing surface that complies with ASTM or CSA standards, unless otherwise noted. Actual colors may vary. Freestanding equipment sold separately.

Tots' Choice®

Foothills at Old Town Apartments
Temecula, California | Miracle Playground Sales
718-S211 Details on following page





Learn more about
Foothills at Old
Town Apartments



All equipment for sale on this page meets ADA requirements. Miracle® strongly suggests that a safety sign stating age appropriateness and safety rules be displayed on every playground. All play equipment must be installed over an appropriate, impact-absorbing surface that complies with ASTM or CSA standards, unless otherwise noted. Actual colors may vary. Freestanding equipment sold separately.

TOTS' CHOICE®
Structures.

Tots' Choice®



Tots' Choice® Expansion
704-S088



Tots' Choice®
718-S185

PRODUCT NUMBER	AGES	PROTECTIVE AREA	ELEVATED ACTIVITIES	GROUND ACTIVITIES	CAPACITY	WEIGHT	APPROX. PRICE
704-S088	2-12	43' X 32' (13.12m x 9.8m)	7	4	45-55	4,795 lb (2,175 kg)	\$39,000
718-S185	2-5	29' X 26' (8.84m x 7.92m)	5	2	25-35	1,095 lb (497 kg)	\$14,000
623-S002	6-23 months	-	0	10	20-25	1,620 lb (735 kg)	\$22,500
704-S063	2-12	39' X 35' (11.89m x 10.67m)	7	3	55-65	3,815 lb (1,730 kg)	\$36,000
718-S211 (previous page)	2-12	29' X 28' (8.84m x 8.53m)	4	1	25-35	2,040 lb (925 kg)	\$23,500



Tots' Choice® for Toddlers
623-S002



Tots' Choice® Expansion
704-S063



All equipment for sale on this page meets ADA requirements. Miracle® strongly suggests that a safety sign stating age appropriateness and safety rules be displayed on every playground. All play equipment must be installed over an appropriate, impact-absorbing surface that complies with ASTM or CSA standards, unless otherwise noted. Actual colors may vary. Freestanding equipment sold separately.

Tots' Choice®



Tots' Choice® Expansion
704-S087

PRODUCT NUMBER	AGES	PROTECTIVE AREA	ELEVATED ACTIVITIES	GROUND ACTIVITIES	CAPACITY	WEIGHT	APPROX. PRICE
704-S087	5-12	41' X 34' (12.5m x 10.7m)	7	2	55-65	5,261 lb (2,386 kg)	\$64,000
718-S197	2-5	28' X 30' (8.53m x 9.14m)	4	1	25-35	2,365 lb (1,073 kg)	\$20,000
718-S209	2-5	32' X 32' (9.75m x 9.75m)	8	5	40-50	2,175 lb (987 kg)	\$27,000



Tots' Choice®
718-S197



Tots' Choice®
718-S209



All equipment for sale on this page meets ADA requirements. Miracle® strongly suggests that a safety sign stating age appropriateness and safety rules be displayed on every playground. All play equipment must be installed over an appropriate, impact-absorbing surface that complies with ASTM or CSA standards, unless otherwise noted. Actual colors may vary. Freestanding equipment sold separately.

Themed Play

Trailside Park
Ashburn, Virginia | Site Concepts
714-5643 Details on following page





Learn more about
Trailside Park



All equipment for sale on this page meets ADA requirements. Miracle® strongly suggests that a safety sign stating age appropriateness and safety rules be displayed on every playground. All play equipment must be installed over an appropriate, impact-absorbing surface that complies with ASTM or CSA standards, unless otherwise noted. Actual colors may vary. Freestanding equipment sold separately.

THEMED PLAY
Structures

Themed Play

Frontier Theme
714-S623



Fire Truck Theme
714-S624



Ship Theme
714-S661



PRODUCT NUMBER	AGES	PROTECTIVE AREA	ELEVATED ACTIVITIES	GROUND ACTIVITIES	CAPACITY	WEIGHT	APPROX. PRICE
714-S623	5-12	48' X 37' (14.63m x 11.28m)	14	5	110-120	8,460 lb (3,837 kg)	\$20,500
714-S624	5-12	40' X 35' (12.19m x 10.67m)	9	5	55-65	4,980 lb (2,259 kg)	\$40,500
714-S661	5-12	41' X 35' (12.5m x 10.67m)	9	3	60-70	5,879 lb (2,667 kg)	\$72,000
714-S643 (previous page)	5-12	69' X 63' (21.03m x 19.20m)	19	8	195-205	19,110 lb (8,668 kg)	\$190,500



Train Theme
714-S626



Nature Theme
714-S625



Castle Theme
714-S622

PRODUCT NUMBER	AGES	PROTECTIVE AREA	ELEVATED ACTIVITIES	GROUND ACTIVITIES	CAPACITY	WEIGHT	APPROX. PRICE
714-S626	5-12	43' X 31' (13.11m x 9.45m)	7	2	50-60	6,500 lb (2,948 kg)	\$51,500
714-S625	5-12	43' X 44' (13.11m x 13.41m)	9	3	80-90	13,445 lb (6,099 kg)	\$72,500
714-S622	2-12	45' X 33' (13.72m x 10.06m)	7	3	50-60	5,360 lb (2,431 kg)	\$47,000



All equipment for sale on this page meets ADA requirements. Miracle® strongly suggests that a safety sign stating age appropriateness and safety rules be displayed on every playground. All play equipment must be installed over an appropriate, impact-absorbing surface that complies with ASTM or CSA standards, unless otherwise noted. Actual colors may vary. Freestanding equipment sold separately.



Learn more about
West Hillsborough
Elementary School





Fitness Challenges

West Hillsborough Elementary School
Hillsborough, California | Miracle Playsystems, Inc.
714-5588 Details on following page



All equipment for sale on this page meets ADA requirements. Miracle® strongly suggests that a safety sign stating age appropriateness and safety rules be displayed on every playground. All play equipment must be installed over an appropriate, impact-absorbing surface that complies with ASTM or CSA standards, unless otherwise noted. Actual colors may vary. Freestanding equipment sold separately.

FITNESS CHALLENGES
Structures

103

Fitness Challenges



Fitness Challenges
714-S594



Fitness Challenges
714-S595



Fitness Challenges
454-S001



Fitness Challenges
714-S183

PRODUCT NUMBER	AGES	PROTECTIVE AREA	ELEVATED ACTIVITIES	GROUND ACTIVITIES	CAPACITY	WEIGHT	APPROX. PRICE
454-S001	5-12	97' X 24' (29.56m x 7.31m)	0	5	45-55	2,910 lb (1,320 kg)	\$28,000
714-S594	5-12	49' X 50' (14.94m x 15.24m)	0	13	60-70	4,050 lb (1,837 kg)	\$36,000
714-S183	5-12	36' X 39' (10.97m x 11.89m)	0	12	50-60	2,045 lb (928 kg)	\$20,500
714-S595	5-12	40' X 50' (12.19m x 15.24m)	0	13	80-90	4,050 lb (1,837 kg)	\$39,500
714-S588 (previous page)	5-12	50' X 32' (15.24m x 9.75m)	0	11	70-80	2,980 lb (1,352 kg)	\$26,000



All equipment for sale on this page meets ADA requirements. Miracle® strongly suggests that a safety sign stating age appropriateness and safety rules be displayed on every playground. All play equipment must be installed over an appropriate, impact-absorbing surface that complies with ASTM or CSA standards, unless otherwise noted. Actual colors may vary. Freestanding equipment sold separately.

Fitness Challenges



Fitness Challenges
466-S114



Fitness Challenges
466-S113



Fitness Challenges
454-S002



Fitness Challenges
714-S613

PRODUCT NUMBER	AGES	PROTECTIVE AREA	ELEVATED ACTIVITIES	GROUND ACTIVITIES	CAPACITY	WEIGHT	APPROX. PRICE
466-S114	5-12	41' X 51' (12.50m x 15.54m)	0	10	60-70	2,460 lb (1,116 kg)	\$37,500
466-S113	5-12	46' X 37' (14.02m x 11.28m)	0	9	45-55	2,405 lb (1,091 kg)	\$28,500
454-S002	5-12	77' X 55' (23.47m x 16.76m)	0	9	80-90	4,665 lb (2,116 kg)	\$47,500
714-S613	5-12	52' X 45' (15.85m x 13.72m)	0	12	70-80	5,825 lb (2,642 kg)	\$37,000



All equipment for sale on this page meets ADA requirements. Miracle® strongly suggests that a safety sign stating age appropriateness and safety rules be displayed on every playground. All play equipment must be installed over an appropriate, impact-absorbing surface that complies with ASTM or CSA standards, unless otherwise noted. Actual colors may vary. Freestanding equipment sold separately.

Toddlers' Choice®



Reverse View



Toddlers' Choice® 1 - Primary
733-001P*

PRODUCT	PRODUCT NUMBER	AGES	PROTECTIVE AREA	ELEVATED ACTIVITIES	GROUND ACTIVITIES	CAPACITY	WEIGHT	APPROX. PRICE
Toddlers' Choice® 1 - Natural	733-001N*	2-5	32' x 29' (9.8m x 8.8m)	10	1	25	1,610 lb (730 kg)	\$10,410
Toddlers' Choice® 1 - Primary	733-001P*	2-5	32' x 29' (9.8m x 8.8m)	10	1	25	1,610 lb (730 kg)	\$10,410
Toddlers' Choice® 2 - Natural	733-002N*	2-5	27' x 27' (8.2m x 8.2m)	8	0**	20	1,340 lb (608 kg)	\$7,760
Toddlers' Choice® 2 - Primary	733-002P*	2-5	27' x 27' (8.2m x 8.2m)	8	0**	20	1,340 lb (608 kg)	\$7,760
Toddlers' Choice® 3 - Natural	733-003N*	2-5	21' x 23' (6.4m x 7m)	3	1	10	600 lb (272 kg)	\$4,000
Toddlers' Choice® 3 - Primary	733-003P*	2-5	21' x 23' (6.4m x 7m)	3	1	10	600 lb (272 kg)	\$4,000s

*In-ground and bolt down models available



Reverse View



Toddlers' Choice® 2 - Primary
733-002P*



Reverse View

Toddlers' Choice® 3 - Natural
733-003N*



***Your Miracle Representative can assist you in designing this play area to meet current ADA requirements. Miracle® strongly suggests that a safety sign stating age appropriateness and safety rules be displayed on every playground. All play equipment must be installed over an appropriate, impact-absorbing surface that complies with ASTM or CSA standards, unless otherwise noted. Actual colors may vary.*

Building a Miracle Playground

Creating your own Miracle is as easy as selecting your equipment and amenities, then choosing your layout. Not sure where to start? Contact your local Miracle Recreation sales representative for help!



Inclusive Play

At Miracle® we offer a variety of products that provide accessibility and sensory benefits to create truly inclusive play spaces that are exciting, challenging, and help kids of all ages and abilities enjoy playing together. All products with this icon 🌟 are our top inclusive recommendations to create Miracle Playgrounds for All™.

Featured Products

Our Featured Products are state-of-the-art items designed to add maximum play value to any play space. From sensory play to climbing nets and so much more, our Featured Products provide the thrill you need to keep kids engaged!

Quality + Safety

Our commitment to providing a safe, positive environment for children to play begins with meeting and/or exceeding safety performance specifications. Our team takes great pride in this commitment to safety in every aspect of designing, manufacturing, and installing your playground equipment.



Accessories

Freestanding p.138 / Components p.187



Bridges

View on our website.



Climbers

Freestanding p.120 / Components p.156



Crawl Tubes

p.171



Decks

View on our website.



Freestanding Play

p.112



Play Panels

p.178



Ramps

View on our website.



Roofs

p.188



Site Amenities

p.142



Slides

Freestanding p.134 / Components p.172



Steps + Transfer Points

View on our website.



swinging
climbing
gliding
spinning
sliding

Free-
standing



Sensory Circle **CD223815** ★



Sensory Small Tunnel **714-S620** ★



Sensory Large Maze **704-S082** ★



Sensory Zig-Zag Path **704-S081** ★

See the play benefits of our Sensory Panels. ▶

PRODUCT	PRODUCT NUMBER	AGES	GROUND SPACE	WEIGHT	APPROX. PRICE
Sensory Circle	CD223815	2-12	24' x 24' (7.3m x 7.3m)	1,320 lb (599 kg)	\$28,000
Sensory Large Maze	704-S082	2-12	24' x 24' (7.3m x 7.3m)	3,840 lb (1,742 kg)	\$88,930
Sensory Zig-Zag Path	704-S081	2-12	20' x 9' (6.1m x 2.8m)	1,420 lb (640 kg)	\$32,430
Sensory Small Tunnel	714-S620	2-12	9' x 5' (2.8m x 1.5m)	910 lb (413 kg)	\$11,790

Hear the benefits
of Concerto



concerto™



Small Cabasa **450-3** ★



Medium Cabasa **450-4** ★



Large Cabasa **450-5** ★



Chimes **450-1** ★



Two Congas **450-6** ★



Three Congas **450-7** ★



Five Congas **450-8** ★



Vibes **450-2** ★

PRODUCT	PRODUCT NUMBER	AGES	PRODUCT SIZE	WEIGHT	APPROX. PRICE
Small Cabasa	450-3 (in-ground) 450-3BD (bolt down)	2-12	1'1" x 1'7" X 3'1" (0.33m X 0.49m X 0.94m)	59 lb (27 kg)	\$890
Medium Cabasa	450-4 (in-ground) 450-4BD (bolt down)	2-12	1'1" X 1'10" X 3'4" (0.33m X 0.57m X 1.02m)	67 lb (30kg)	\$1,000
Large Cabasa	450-5 (in-ground) 450-5BD (bolt down)	2-12	1'1" X 2'1" X 3'7" (0.33m X 0.65m X 1.10m)	79 lb (36kg)	\$1,120
Chimes	450-1 (in-ground) 450-1BD (bolt down)	2-12	2'1" X 3'6" X 5'8" (0.62m X 1.07m X 1.73m)	130 lb (59kg)	\$4,500
Two Congas	450-6 (in-ground) 450-6BD (bolt down)	2-12	1'8" X 1'11" X 2'4" (0.51m X 0.58m X 0.70m)	51 lb (23kg)	\$1,630
Three Congas	450-7 (in-ground) 450-7BD (bolt down)	2-12	2'0" X 2'6" X 2'7" (0.62m X 0.76m X 0.78m)	62 lb (28 kg)	\$2,200
Five Congas	450-8 (in-ground) 450-8BD (bolt down)	2-12	2'2" X 2'9" X 2'10" (0.66m X 0.83m X 0.85m)	78 lb (35 kg)	\$3,340
Vibes	450-2 (in-ground) 450-2BD (bolt down)	2-12	1'4" X 4'9" X 6'2" (0.40m X 1.44m X 1.87m)	136 lb (62kg)	\$4,490


KC Kids' Choice®
TC Tots' Choice®
NX Nexus®
MT Mega Tower®

TCT Tots' Choice® for Toddlers
XG Extreme Generation
TCX Tots' Choice® Expansion
FS Freestanding
CS Center Stage®


Kids' Choice® and Tots' Choice® Expansion models are 8' long unless otherwise noted. Tots' Choice® are 6' long unless otherwise noted. Climbers attached to decks higher than 5' are for 5-12 year olds.

CONCERTO
Freestanding Play



GlideAlong - Accessible with Standard Add-On 



GlideAlong - Accessible **682A** 



GlideAlong - Standard **682**

PRODUCT	PRODUCT NUMBER	AGES	PROTECTIVE AREA	WEIGHT	CAPACITY	APPROX. PRICE
GlideAlong - Accessible	682A	5-12	26' x 53' (8m x 16.2m)	1,100 lb (499 kg)	1	\$10,200
GlideAlong - Standard	682	5-12	26' x 59' (8m x 18m)	1,300 lb (590 kg)	1	\$9,590
GlideAlong - Accessible Add-On	682AX	5-12	26' x 53' (8m x 16.2m)	800 lb (363 kg)	1	\$9,000
GlideAlong - Standard Add-On	682X	5-12	26' x 59' (8m x 18m)	1,000 lb (454 kg)	1	\$8,630



Alta Glide Inclusive Glider **686** ★ Ramp sold separately



Free Rider **8018603**



Buddy Rocker **608-6** ★ Seat back panels available



Mantis 98'5" **745-30**



Viper **2015** ★



Vippy **8021549**

PRODUCT	PRODUCT NUMBER	AGES	PROTECTIVE AREA	WEIGHT	COMPATIBILITY	APPROX. PRICE
Alta Glide Inclusive Glider	686	2-12	Varies	2,500 lb (1,133.9 kg)	Also available 714-686-1 KC	\$17,850
Alta Glide Flex (not shown)	686-10	2-12	Varies	2,500 lb (1,133.9 kg)	Also available 714-686-10 KC	\$17,850
Free Rider	8018603	5-12	21' x 20' (6.4m x 6.1m)	335 lb (140 kg)	FS	\$3,680
Buddy Rocker	608-6	2-12	25' x 16' (7.6m x 5m)	395 lb (179.1 kg)	FS	\$7,320
Mantis Cableway w/ Ramp - 30m	745-30	5-12	127' x 24' (39m x 7m)	1,910 lb (866.3 kg)	FS	\$13,330
Mantis Cableway w/ Ramp - 20m	745-20	5-12	95' x 23' (29m x 7m)	1,910 lb (866.3 kg)	FS	\$12,820
Viper	2015	5-12	57' x 22' (17.4m x 6.7m)	1,325 lb (601 kg)	FS	\$12,460
Vippy	8021549	5-12	23' x 17' (7m x 5.1m)	655 lb (297.1 kg)	FS	\$1,560

KC Kids' Choice®
TC Tots' Choice®
NX Nexus®
MT Mega Tower®

TCT Tots' Choice® for Toddlers
XG Extreme Generation
TCX Tots' Choice® Expansion
FS Freestanding
CS Center Stage®

Kids' Choice® and Tots' Choice® Expansion models are 8' long unless otherwise noted. Tots' Choice® are 6' long unless otherwise noted. Climbers attached to decks higher than 5' are for 5-12 year olds.



Teeter Spin **8030565MR** ★



Inclusive Whirl **305** ★



Barrel Ride **947**



Saddle Seat **945-1**



Whirl **303**



Hang-A-Round **751**



Maypole **753**



Ten Spin **304** ★ Harness can be purchased separately



Pirouette **8027634**

PRODUCT	PRODUCT NUMBER	AGES	PROTECTIVE AREA	WEIGHT	COMPATIBILITY	APPROX. PRICE
Teeter Spin	8030565MR	2-12	22' dia. (6.71m)	440 lb (199.6 kg)	FS	\$3,700
Inclusive Whirl	305	2-12	26' dia. (2.74m)	1,000 lb (454 kg)	FS	\$12,000
Barrel Ride	947	5-12	17' dia. (5.1m)	125 lb (56.6 kg)	FS	\$2,310
Saddle Seat	945-1	2-12	14' dia. (4.2m)	65 lb (29.4 kg)	FS	\$720
Whirl	303	5-12	21' dia. (6.4m)	1,100 lb (498.9 kg)	FS	\$5,460
Hang-A-Round	751	5-12	18' x 14' (5.5m x 4.3m)	170 lb (77.1 kg)	KC FS	\$2,550
Maypole	753	5-12	25' dia. (7.6m)	275 lb (124.7 kg)	FS	\$3,450
Ten Spin	304	2-12	20' dia. (6.0m)	1,000 lb (45.3 kg)	FS	\$3,420
Pirouette - Yellow	8027634	2-12	14' dia. (4.2m)	210 lb (95.2 kg)	FS	\$750
Pirouette - Red (not shown)	8027630	2-12	14' dia. (4.2m)	210 lb (95.2 kg)	FS	\$750



Tri-Totter **923**



Multi-Pondo **150-060**



Reflex® **606-3** ★



Wake Rider **608-5**



Jumping Bean **944**



Flipper **8027297** ★



Surfer **946-1**



Balance Board **826**



Log Roll **824**



Power Pedaler **823**

PRODUCT	PRODUCT NUMBER	AGES	PROTECTIVE AREA	WEIGHT	COMPATIBILITY	APPROX. PRICE
Tri-Totter	923	5-12	18' x 19' (5.4m x 5.7m)	230 lb (104.3 kg)	FS	\$3,050
Multi-Pondo	150-060	5-12	22' x 17' (6.7m x 5.1m)	500 lb (226.7 kg)	FS	\$3,090
Reflex®	606-3	5-12	37' x 14' (11.2m x 4.2m)	650 lb (294.8 kg)	FS	\$8,810
Wake Rider	608-5	5-12	24' x 15' (7.3m x 4.5m)	675 lb (306.1 kg)	FS	\$3,150
Jumping Bean	944	2-12	14' dia. (4.3m)	60 lb (27.2 kg)	FS	\$1,080
Flipper (Bolt down available)	8027297	5-12	14' x 16' (5.4m x 5.7m)	200 lb (90.7 kg)	FS	\$1,460
Surfer	946-1	5-12	15' x 14' (5.4m x 4.5m)	65 lb (29.4 kg)	FS	\$690
Balance Board	826-5	5-12	17' x 14' (5.1m x 4.2m)	150 lb (68.0 kg)	KC	\$810
Log Roll	824	5-12	18' x 14' (5.4m x 4.2m)	135 lb (61.2 kg)	FS	\$1,500
Power Pedaler	823-5	5-12	17' x 15' (5.1m x 4.5m)	230 lb (104.3 kg)	KC	\$970
Power Pedaler Hands Only (not shown)	823-15	2-12	-	230 lb (104.3 kg)	KC FS	\$2,020

KC Kids' Choice®
TC Tots' Choice®
NX Nexus®
MT Mega Tower®
TCT Tots' Choice® for Toddlers
XG Extreme Generation
TCX Tots' Choice® Expansion
FS Freestanding
CS Center Stage®

Kids' Choice® and Tots' Choice® Expansion models are 8' long unless otherwise noted. Tots' Choice® are 6' long unless otherwise noted. Climbers attached to decks higher than 5' are for 5-12 year olds.



JAX® Pack-2 **477-002**



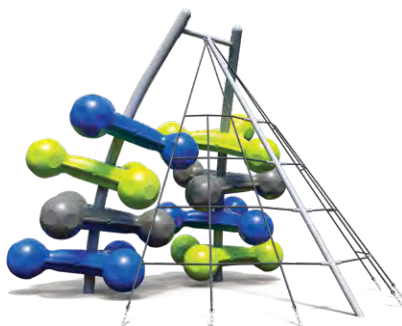
JAX® Pack-3 **477-003**



JAX® Flat-ww1'2" high **477-300**



JAX® Rizer - Five **477-105**



JAX® Web **477-210**



Flux Capacitor **477-733**

PRODUCT	PRODUCT NUMBER	AGES	PROTECTIVE AREA	WEIGHT	APPROX. PRICE
JAX® Pack - 1 (notshown)	477-001	2-12	21' x 22' (6.4m x 6.7m)	625 lb (284 kg)	\$1,050
JAX® Pack - 2	477-002	2-12	21' x 22' (6.4m x 6.7m)	625 lb (284 kg)	\$1,920
JAX® Pack - 3	477-003	5-12	22' x 23' (6.7m x 7m)	940 lb (427 kg)	\$2,760
JAX® Pack - 4 (notshown)	477-004	5-12	22' x 23' (6.7m x 7m)	940 lb (427 kg)	\$3,450
JAX® Flat - 1'2" high	477-300	2-12	18' x 18' (5.4m x 5.4m)	295 lb (133.8 kg)	\$910
JAX® Flat - 2'2" high (notshown)	477-312	2-12	18' x 18' (5.4m x 5.4m)	305 lb (138.3 kg)	\$940
JAX® Flat - 3'2" high (notshown)	477-324	5-12	18' x 18' (5.4m x 5.4m)	315 lb (142.9 kg)	\$970
JAX® Rizer - Two (notshown)	477-102	2-12	20' x 18' (6.0m x 5.4m)	675 lb (306.2 kg)	\$2,010
JAX® Rizer - Three (notshown)	477-103	5-12	21' x 22' (6.4m x 6.7m)	1,000 lb (453.6 kg)	\$3,000
JAX® Rizer - Four (notshown)	477-104	5-12	21' x 22' (6.4m x 6.7m)	1,340 lb (607.8 kg)	\$4,000
JAX® Rizer - Five	477-105	5-12	23' x 22' (7.0m x 6.7m)	1,685 lb (764.3 kg)	\$4,950
JAX® Web	477-210	5-12	26' x 27' (7.9m x 8.2m)	2,455 lb (1,113.5 kg)	\$9,210
Flux Capacitor	477-733	5-12	21' x 20' (6.4m x 6.0m)	1,175 lb (532.9 kg)	\$6,040





Interaxion™ Alpha **433-1**



Dome Climber with Orbs Freestanding **455-1**



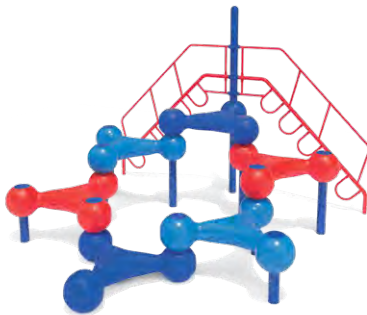
DNA Climber **461-R**



Loopz™ 3 Ring Climber **475-2-3**



Isotope **462-1**



JAX® Peak **477-416**



JAX® Star-3 **477-409**



JAX® Beanstalk-5 **477-505**

PRODUCT	PRODUCT NUMBER	AGES	PROTECTIVE AREA	WEIGHT	APPROX. PRICE
Interaxion™ Alpha	433-1	5-12	27' x 23' (8.2m x 7m)	700 lb (318 kg)	\$10,890
Dome Climber with Orbs	455-1	5-12	25' x 29' (7.3m x 8.5m)	700 lb (318 kg)	\$7,080
DNA Climber	461-R	5-12	32' x 16' (9.7m x 4.8m)	4,000 lb (1,814.3 kg)	\$6,410
Loopz™ 3 Ring Climber	475-2-3	5-12	21' x 20' (6.1m x 6.0m)	400 lb (181.4 kg)	\$5,470
Hoopz (not shown)	475-2-1	5-12	19' x 15' (5.7m x 4.6m)	165 lb (74.8 kg)	\$1,350
Isotope	462-1	5-12	26' x 20' (7.9m x 6.0m)	510 lb (231.3 kg)	\$6,790
JAX® Peak	477-416	5-12	29' x 28' (8.8m x 8.5m)	2,300 lb (1,043 kg)	\$11,550
JAX® Star-2 (not shown)	477-406	2-12	27' x 28' (8.2m x 7m)	2,000 lb (907.2 kg)	\$8,660
JAX® Star-3	477-409	5-12	27' x 28' (8.2m x 8.5m)	2,900 lb (1,315 kg)	\$12,240
JAX® Quasar (not shown)	477-404	2-12	27' x 25' (8.2m x 7.3m)	1,350 lb (612.4 kg)	\$5,790
Jax® Quark (not shown)	477-408	2-12	27' x 35' (8.2m x 10.7m)	2,700 lb (1,225 kg)	\$11,500
JAX® Beanstalk-1 (not shown)	477-501	2-12	19' x 18' (5.7m x 5.4m)	325 lb (147.4 kg)	\$1,160
JAX® Beanstalk-2 (not shown)	477-502	2-12	19' x 19' (5.7m x 5.7m)	600 lb (272.2 kg)	\$1,840
JAX® Beanstalk-3 (not shown)	477-503	5-12	19' x 19' (5.7m x 5.7m)	850 lb (385.6 kg)	\$2,530
JAX® Beanstalk-4 (not shown)	477-504	5-12	19' x 19' (5.7m x 5.7m)	1,125 lb (510.3 kg)	\$3,290
JAX® Beanstalk-5	477-505	5-12	19' x 19' (5.7m x 5.7m)	1,400 lb (635 kg)	\$4,010



Tarantula Climber **456-1**



Wavy Wedge Wall Walker Climber,
3 Way, 2 Section **457-325**



Wavy Wedge Wall Walker - 8 Sided **457**




School Bus **460-1**



Wave Walker Climber, 3-Way with Handrails **459-3**



Flip-Flop Climber **434**



Double Camel Back™ **448-2**

PRODUCT	PRODUCT NUMBER	AGES	PROTECTIVE AREA	WEIGHT	APPROX. PRICE
Tarantula Climber	456-1	5-12	22' x 22' (6.7m x 6.7m)	420 lb (190.5 kg)	\$3,420
Wavy Wedge Wall Walker Climber - 3-Way, 2 Section	457-325	5-12	24' x 23' (7.6m x 7.0m)	460 lb (208.7 kg)	\$6,270
Wavy Wedge Wall Walker Climber - 2-Way (1, 2, 3 sections available)	457-2*5	2-12, 5-12	Varies	Varies	Varies
Wavy Wedge Wall Walker Climber - 3-Way (1, 2, 3 sections available)	457-3*5	2-12, 5-12	Varies	Varies	Varies
Wavy Wedge Wall Walker Climber - 4-Way (1, 2, 3 sections available)	457-4*5	2-12, 5-12	Varies	Varies	Varies
Wavy Wedge Wall Walker - 8 Sided	457	5-12	21' x 21' (7m x 7m)	650 lb (294.8 kg)	\$10,710
School Bus	460-1	2-12	23' x 16' (7.0m x 4.8m)	430 lb (195 kg)	\$3,520
Fire Truck (not shown)	460-2	2-12	23' x 17' (7m x 5.1m)	460 lb (208.7 kg)	\$3,380
Wave Walker Climber 2-Way (not shown)	459-2	5-12	30' x 13' (9.1m x 4m)	280 lb (127 kg)	\$1,650
Wave Walker Climber 3-Way with Handrails	459-3	5-12	27' x 25' (8.2m x 7.6m)	355 lb (161 kg)	\$2,310
Wave Walker Climber 4-Way (not shown)	459-4	5-12	30' x 30' (9.1m x 9.1m)	425 lb (192.8 kg)	\$2,830
Flip-Flop Climber	434	5-12	17' x 23' (5.1m x 7m)	305 lb (138.3 kg)	\$2,720
Double Camel Back™	448-2	5-12	28' x 15' (8.5m x 4.6m)	275 lb (124.7 kg)	\$2,220
Single Camel Back™ (not shown)	448-1	5-12	18' x 15' (5.5m x 4.6m)	150 lb (68.0 kg)	\$1,220

*Multiple options available. Contact your local Miracle Recreation representative for more information.





Matterhorn Climber - 4 Way **476-4**



13' Geodesic Climber **402-2**
Galvanized also available



"S" Shaped Bongo™ Jungle Climber **792-*L-5**
**Posts and end ladders sold separately*



"L" Shaped Bongo™ Jungle Climber **793-L5**
**Posts and end ladders sold separately*



Bongo™ Jungle Climber-2' **773-5**
**Posts and end ladders sold separately*



Bongo™ Jungle Climber-2' **714-773-25**



Crossway Climber - Large **454-1**




Crossway Climber - Small **454-2**

PRODUCT	PRODUCT NUMBER	AGES	PROTECTIVE AREA	WEIGHT	COMPATIBILITY	APPROX. PRICE
Matterhorn Climber - 2 Way (not shown)	476-2	2-12	19' x 15' (5.7m x 4.6m)	200 lb (90.7 kg)	FS	\$2,020
Matterhorn Climber - 3 Way (not shown)	476-3	2-12	19' x 19' (5.7m x 5.7m)	250 lb (113.4 kg)	FS	\$2,790
Matterhorn Climber - 4 Way	476-4	2-12	19' x 19' (5.7m x 5.7m)	300 lb (136.0 kg)	FS	\$3,710
13' Geodesic Climber	402-2	5-12	26' dia. (7.6m)	350 lb (158.7 kg)	FS	\$3,620
8' Geodesic Climber (not shown)	401-2	2-12	21' dia. (7m)	170 lb (77.11 kg)	FS	\$1,340
18' Geodesic Climber (not shown)	403-2	5-12	31' dia. (9.5m)	475 lb (215.5 kg)	FS	\$3,980
"S" Shaped Bongo™ Jungle Climber	792-*L-5	5-12	Varies	Varies	KCTCXFS	Varies
"S" Shaped Bongo™ Jungle Climber (not shown)	714-792-3R25	5-12	34' x 26' (10.4m x 7.6m)	240 lb (108.9 kg)	KCFS	\$6,840
"L" Shaped Bongo™ Jungle Climber	793-L5	5-12	Varies	Varies	KCTCXFS	Varies
Bongo™ Jungle Climber-2'	773-5	5-12	Varies	Varies	KCTCTCXFS	Varies
Bongo™ Jungle Climber-3' (not shown)	786-5	5-12	Varies	Varies	KCTCTCXFS	Varies
Bongo™ Jungle Climber-2'	714-773-25	5-12	18' x 32' (5.4m x 9.7m)	500 lb (226.7 kg)	KCFS	\$3,730
Crossway Climber Large	454-1	5-12	22' x 17' (6.7m x 5.2m)	445 lb (202 kg)	KCTCTCXFS	\$5,420
Crossway Climber Small	454-2	5-12	18' x 16' (5.5m x 4.9m)	185 lb (84 kg)	KCTCTCXFS	\$2,440

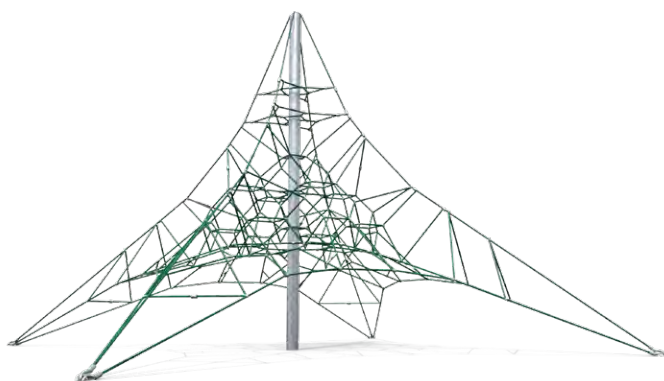
*Multiple options available. Contact your local Miracle Recreation representative for more information.

KC Kids' Choice®
TC Tots' Choice®
NX Nexus®
MT Mega Tower®
TCT Tots' Choice® for Toddlers
XG Extreme Generation
TCX Tots' Choice® Expansion
FS Freestanding
CS Center Stage®

Kids' Choice® and Tots' Choice® Expansion models are 8' long unless otherwise noted. Tots' Choice® are 6' long unless otherwise noted. Climbers attached to decks higher than 5' are for 5-12 year olds.




Gemini™ 4M Double Webscape **443-4**



Pegasus® 4M Webscape **442-4**



Gravity™ Cube **447-4**



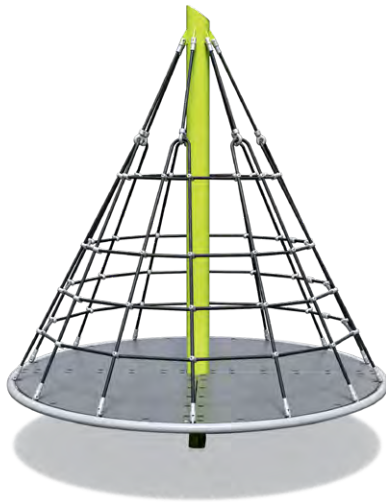
Aquarius 6M Webscape **442-6**



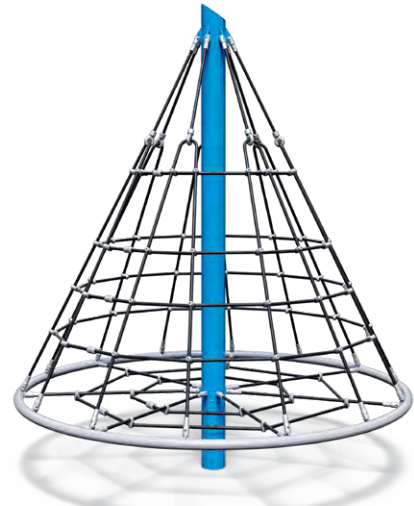
Gravity™ Diamond **447-6**

PRODUCT	PRODUCT NUMBER	AGES	PROTECTIVE AREA	WEIGHT	COMPATIBILITY	APPROX. PRICE
Gemini™ 4M Double Webscape	443-4	5-12	55' x 39' (16.7m x 11.8m)	835 lb (378.7 kg)	FS	\$31,000
6M Perseus Webscape (not shown)	443-6	5-12	80' x 52' (24.4m x 15.9m)	1,020 lb (462.7 kg)	FS	\$42,950
Pegasus® 4M Webscape	442-4	5-12	30' x 30' (9.1m x 9.1m)	470 lb (213.1 kg)	KCTCTCXFS	\$16,500
2M Libra Webscape (not shown)	442-2	5-12	22' x 22' (6.7m x 6.7m)	365 lb (165.6 kg)	FS	\$13,260
Aquarius 6M Webscape	442-6	5-12	39' x 39' (11.8m x 11.8m)	550 lb (249.4 kg)	FS	\$22,130
Gravity™ Cube	447-4	5-12	24' x 23' (7.3m x 7m)	700 lb (317.5 kg)	FS	\$11,390
Gravity™ Diamond	447-6	5-12	24' x 23' (7.3m x 7m)	700 lb (317.5 kg)	FS	\$9,720

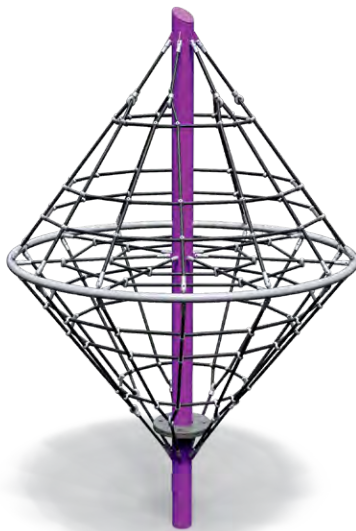




Cyclo Cone Base Climber **306-1**



Cyclo Cone Open Climber **306-2**



Cyclo Cone Diamond Climber **306-3**



Cyclo Cone Plus Climber **306-4** ★

PRODUCT	PRODUCT NUMBER	AGES	PROTECTIVE AREA	WEIGHT	APPROX. PRICE
Cyclo Cone Base Climber	306-1	5-12	19' dia. (5.8m)	345 lb (157 kg)	\$12,200
Cyclo Cone Open Climber	306-2	5-12	19' dia. (5.8m)	196 lb (89 kg)	\$10,140
Cyclo Cone Diamond Climber	306-3	5-12	19' dia. (5.8m)	246 lb (112 kg)	\$13,200
Cyclo Cone Plus Climber	306-4	5-12	20' dia. (6.1m)	486 lb (221 kg)	\$17,520


KC Kids' Choice®
TC Tots' Choice®
NX Nexus®
MT Mega Tower®

TCT Tots' Choice® for Toddlers
XG Extreme Generation
TCX Tots' Choice® Expansion
FS Freestanding
CS Center Stage®

Kids' Choice® and Tots' Choice® Expansion models are 8' long unless otherwise noted. Tots' Choice® are 6' long unless otherwise noted. Climbers attached to decks higher than 5' are for 5-12 year olds.




Velocity 1 with nets
466-S001



Velocity 2 with nets
466-S003



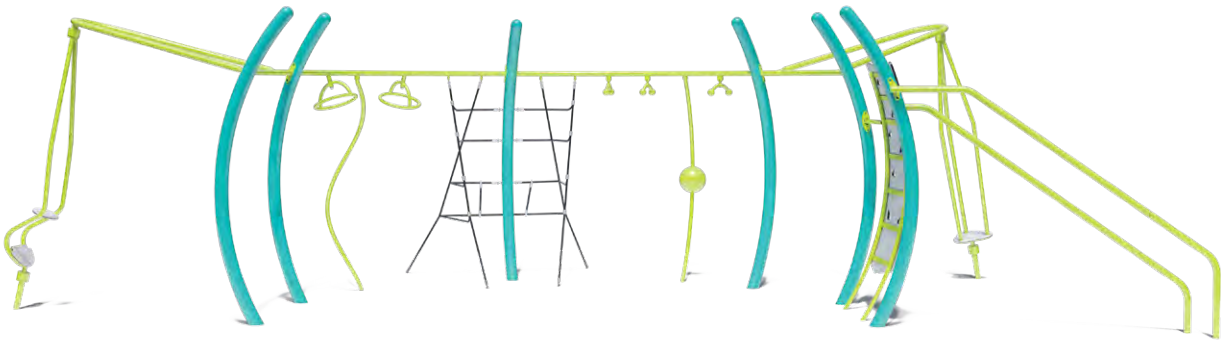
Velocity 3 with nets
466-S005



Velocity 4 with nets
466-S007

PRODUCT	PRODUCT NUMBER	AGES	PROTECTIVE AREA	WEIGHT	APPROX. PRICE
Velocity 1 with nets	466-S001	5-12	32' x 22' (9.7m x 6.7m)	475 lb (215 kg)	\$9,970
Velocity 1 without nets (not shown)	466-S002	5-12	32' x 22' (9.7m x 6.7m)	400 lb (181 kg)	\$7,410
Velocity 2 with nets	466-S003	5-12	38' x 25' (11.6m x 7.6m)	790 lb (358 kg)	\$18,150
Velocity 2 without nets (not shown)	466-S004	5-12	38' x 25' (11.6m x 7.6m)	715 lb (324 kg)	\$15,560
Velocity 3 with nets	466-S005	5-12	38' x 25' (11.6m x 7.6m)	790 lb (358 kg)	\$18,150
Velocity 3 without nets (not shown)	466-S006	5-12	38' x 25' (11.6m x 7.6m)	715 lb (324 kg)	\$15,700
Velocity 4 with nets	466-S007	5-12	48' x 26' (14.6m x 8m)	1,105 lb (500 kg)	\$26,330
Velocity 4 without nets (not shown)	466-S008	5-12	48' x 26' (14.6m x 8m)	1,030 lb (467 kg)	\$23,810

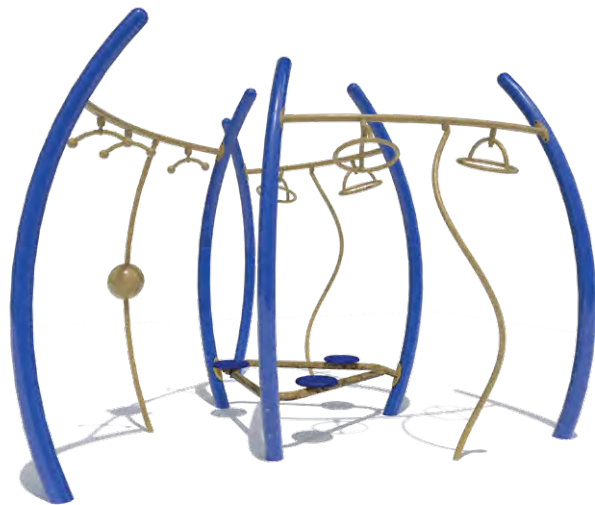





Velocity 7 with nets
466-S009



OrbX Climber
466-500

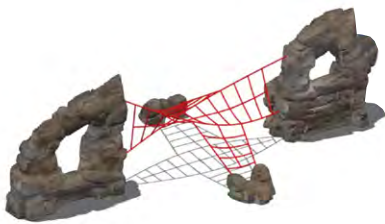


Nautilus 1
466-S011

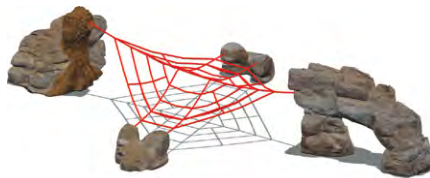


Nautilus 2
466-S012

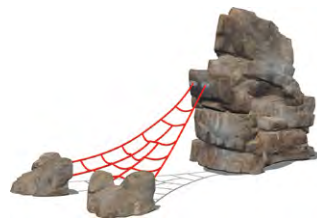
PRODUCT	PRODUCT NUMBER	AGES	PROTECTIVE AREA	WEIGHT	APPROX. PRICE
Velocity 7 with nets	466-S009	5-12	49' x 32' (14.9m x 9.8m)	1,380 lb (625 kg)	\$29,690
Velocity 7 without nets (not shown)	466-S010	5-12	49' x 32' (14.9m x 9.8m)	1,305 lb (592 kg)	\$27,310
Nautilus 1	466-S011	5-12	26' x 27' (7.9m x 8.2m)	940 lb (426 kg)	\$13,210
Nautilus 2	466-S012	5-12	38' x 33' (11.6m x 10m)	1,495 lb (678 kg)	\$27,010
OrbX Climber	466-500	5-12	23' x 23' (7m x 7m)	830 lb (376 kg)	\$9,390



Burmese Tiger Net with Peekaboo,
Lookout, and 2 Fishtails
494501



Wood Spider Web with Stump,
Kid, and 2 Fishtails
494508



Scout Net with Lookout and 2 Fishtails
494505



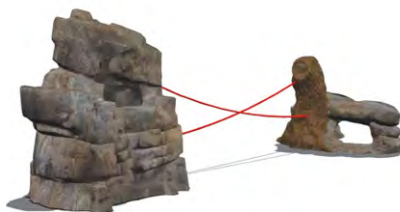
Uneven Rope Bridge **494304**
Rocks not included




Offset Rope Bridge **494306**
Rocks not included



Two Rope Bridge **494302**
Rocks not included



X Rope Bridge **494305**
Rocks not included



Inca Jungle Net with
Kid, Ant, and Stump
494503

PRODUCT	PRODUCT NUMBER	PROTECTIVE AREA	APPROX. PRICE
Burmese Tiger Net with Peekaboo and Lookout and 2-Fishtail Rocks	494501	47' x 34' (14.3m x 10.4m)	\$46,190
Wood Spider Web with Stump, Kid and 2-Fishtail Rocks	494508	45' x 34' (13.7m x 10.4m)	\$25,930
Scout Net with Lookout and 2-Fishtail Rocks	494505	36' x 27' (11m x 8.2m)	\$26,950
Uneven Rope Bridge Only	494304	-	\$2,840
Offset Rope Bridge Only	494306	-	\$2,840
Two Rope Bridge Only	494302	-	\$2,840
X Rope Bridge Only	494305	-	\$2,690
Inca Jungle Net with Kid, Ant and Stump Rock	494503	35' x 40' (10.7m x 12.2m)	\$39,110





Mt. Hood **8871**



Mt. Rainier **8872**



Boulder Climbing Tunnel **8181** ★



Mt. Kilimanjaro **8873**



Boulder Ridge Rock Wall, In-ground **8194**

PRODUCT	PRODUCT NUMBER	AGES	PROTECTIVE AREA	WEIGHT	COMPATIBILITY	APPROX. PRICE
Mt. Hood	8871	2-12	20' x 18' (6.0m x 5.4m)	350 lb (158.7 kg)	FS	\$9,230
Mt. Rainier	8872	5-12	26' x 22' (7.9m x 6.7m)	900 lb (408.2 kg)	FS	\$25,370
Mt. Kilimanjaro	8873	5-12	25' x 19' (7.6m x 5.7m)	1,500 lb (680.3 kg)	KC TCX FS	\$32,220
Boulder Climbing Tunnel	8181	2-12	21' x 19' (6.4m x 5.7m)	400 lb (181.4 kg)	FS	\$4,260
Boulder Ridge Rock Wall - 4 section, In-ground *Also available in 1, 2, 3, 5, 6 or 7 sections Bolt down available	8194	5-12	27' x 15' (8.2m x 4.5m)	600 lb (272.1 kg)	KC TCX FS	\$5,080

KC Kids' Choice®
TC Tots' Choice®
NX Nexus®
MT Mega Tower®

TCT Tots' Choice® for Toddlers
XG Extreme Generation
TCX Tots' Choice® Expansion
FS Freestanding
CS Center Stage®

Kids' Choice® and Tots' Choice® Expansion models are 8' long unless otherwise noted. Tots' Choice® are 6' long unless otherwise noted. Climbers attached to decks higher than 5' are for 5-12 year olds.

ROCKS
Freestanding Play



Raccoon Log **494122** ★



Small Hop Rock **494124**



Medium Hop Rock **494125**




Large Hop Rock **494126**



Bison Rock **494127**



Rock Step with Stump **494130**



Water Rock **494131**



Sandy Rock **494132**



Needle Rock **494133**



Cub Rock **494141**



Peekaboo Rock **494102**

PRODUCT	PRODUCT NUMBER	PROTECTIVE AREA	APPROX. PRICE
Raccoon Log	494122	20' x 16' (6m x 4.9m)	\$7,220
Small Hop Rock	494124	17' x 17' (5.2m x 5.2m)	\$380
Medium Hop Rock	494125	17' x 17' (5.2m x 5.2m)	\$570
Large Hop Rock	494126	17' x 17' (5.2m x 5.2m)	\$740
Bison Rock	494127	19' x 18' (5.8m x 5.5m)	\$7,220
Rock Step with Stump	494130	18' x 14' (5.5m x 4.3m)	\$6,320
Water Rock	494131	19' x 21' (5.8m x 6.4m)	\$17,780
Sandy Rock	494132	19' x 21' (5.8m x 6.4m)	\$17,780
Needle Rock	494133	19' x 17' (5.8m x 5.2m)	\$13,960
Cub Rock	494141	16' x 15' (4.9m x 4.5m)	\$2,280
Peekaboo Rock	494102	22' x 17' (6.7m x 5.2m)	\$18,870



Matterhorn Rock w/ Vertical Rope
494101



Kid Rock **494107**



Lookout Rock **494108**



Ramp Rock **494110** ★



Iguana Rock **494111**



Stump Rock **494112** ★



Gecko Rock **494114**



Cave Rock **494115**



Pirate Rock **494117**



Lizard Log **494118**



Angle Log **494119**



Forked Log **494120**

PRODUCT	PRODUCT NUMBER	PROTECTIVE AREA	APPROX. PRICE
Matterhorn Rock with Vertical Rope	494101	20' x 18' (6m x 5.5m)	\$19,230
Kid Rock	494107	21' x 16' (6.4m x 4.9m)	\$8,860
Lookout Rock	494108	20' x 18' (6m x 5.5m)	\$20,120
Ramp Rock	494110	21' x 16' (6.4m x 4.9m)	\$4,980
Iguana Rock	494111	23' x 17' (7m x 5.2m)	\$6,740
Stump Rock	494112	20' x 17' (6m x 5.2)	\$8,690
Gecko Rock	494114	20' x 16' (6m x 4.9m)	\$2,570
Cave Rock	494115	19' x 17' (5.8m x 5.2m)	\$6,460
Pirate Rock	494117	20' x 16' (6m x 4.9)	\$6,740
Lizard Log	494118	22' x 16' (6.7m x 4.9m)	\$5,330
Angle Log	494119	20' x 15' (6m x 4.5m)	\$4,030
Forked Log	494120	21' x 16' (6.4m x 4.9m)	\$3,420

KC Kids' Choice®
TC Tots' Choice®
NX Nexus®
MT Mega Tower®

TCT Tots' Choice® for Toddlers
XG Extreme Generation
TCX Tots' Choice® Expansion
FS Freestanding
CS Center Stage®

Kids' Choice® and Tots' Choice® Expansion models are 8' long unless otherwise noted. Tots' Choice® are 6' long unless otherwise noted. Climbers attached to decks higher than 5' are for 5-12 year olds.

ROCKS
Freestanding Play



Rodeo Rocky **901**



Triceratops Bouncer **910**



Dina Bouncer **911**



Big Tow Bouncer **913**



Lion **917**



Squirrel **918**



Seal **919**



Moto Cross **920**



Frog **932**



Four-Way Animal Hop **926**



Elephant **938**





SpaceShip Columbia **939**



Jet Interceptor **940**



Flippo Offspring Rider **952**



Twin Rider **608-1**



ATV **953**



Ladybug **960** ★



Buzzy Bumble Bee **961** ★



Hoppy Grasshopper **962**



Pokey the Snail **963**

PRODUCT	PRODUCT NUMBER	AGES	PROTECTIVE AREA	WEIGHT	APPROX. PRICE
Rodeo Rocky	901	2-5	14' x 15' (4.3m x 4.6m)	110 lb (49.8 kg)	\$930
Triceratops Bouncer	910	2-5	14' x 15' (4.3m x 4.6m)	140 lb (63.5 kg)	\$1,600
Dina Bouncer	911	2-5	14' x 15' (4.3m x 4.6m)	140 lb (63.5 kg)	\$1,600
Big Tow Bouncer	913	2-5	14' x 15' (4.3m x 4.6m)	140 lb (63.5 kg)	\$1,600
Lion	917	2-5	14' x 15' (4.3m x 4.6m)	110 lb (49.8 kg)	\$930
Squirrel	918	2-5	14' x 15' (4.3m x 4.6m)	110 lb (49.8 kg)	\$930
Seal	919	2-5	14' x 15' (4.3m x 4.6m)	110 lb (49.8 kg)	\$940
Moto Cross	920	2-5	14' x 15' (4.3m x 4.6m)	110 lb (49.8 kg)	\$1,240
Frog	932	2-5	14' x 15' (4.3m x 4.6m)	110 lb (49.8 kg)	\$930
Four-Way Animal Hop	926	2-5	23' x 23' (7m x 7m)	475 lb (351.5 kg)	\$4,630
Elephant	938	2-5	14' x 15' (4.3m x 4.6m)	110 lb (49.8 kg)	\$940
SpaceShip Columbia	939	2-5	16' x 17' (4.9m x 5.2m)	315 lb (142.8 kg)	\$1,470
Jet Interceptor	940	2-5	14' x 15' (4.3m x 4.6m)	110 lb (49.8 kg)	\$940
Flippo™ Offspring Rider	952	2-5	18' x 14' (5.5m x 4.3m)	315 lb (142.8 kg)	\$1,490
Twin Rider	680-1	2-5	14' x 18' (4.3m x 5.5m)	140 lb (63.5 kg)	\$1,190
ATV	953	2-5	14' x 15' (4.3m x 4.6m)	135 lb (61.2 kg)	\$1,300
Ladybug	960	2-5	17' x 16' (5.2m x 4.9m)	245 lb (111.1 kg)	\$1,600
Buzzy Bumble Bee	961	2-5	17' x 15' (5.2m x 4.6m)	340 lb (154.2 kg)	\$1,420
Hoppy Grasshopper	962	2-5	18' x 17' (5.5m x 5.2m)	225 lb (92.9 kg)	\$1,410
Pokey the Snail	963	2-5	17' x 15' (5.2m x 4.6m)	205 lb (92.9 kg)	\$950



630° Typhoon™ Slide with PVC Steps
65-759



855° Typhoon™ Slide with PVC Steps
65-769



405° Typhoon™ Slide with PVC Steps
65-749



360° Typhoon™ Slide with PVC Steps
65-748



315° Funnel Tunnel Slide with PVC Steps
65-742-8*W




Straight Tube Slide (30" dia.) with PVC Steps
65-739*W



30" Funnel Tunnel Slide with PVC Steps
65-742*W



“L” Tube Slide (30" dia.) with PVC Steps
65-740*W



“S” Tube Slide (30" dia.) with PVC Steps
65-741*W



Groove™ II Slide
65-638*



Mogul™ Slide with PVC Steps
65-726*



Chameleon™ II Slide
65-670-16

PRODUCT	PRODUCT NUMBER	PROTECTIVE AREA	WEIGHT	HEIGHT	NOTES
630° Typhoon™ Slide with PVC Steps	65-759	27' x 23' (8.2m x 7.0m)	2,000 lb (907.1 kg)	9'4"	
855° Typhoon™ Slide with PVC Steps	65-769	24' x 27' (7.3m x 7.0m)	2,500 lb (1,134 kg)	12'	
405° Typhoon™ Slide with PVC Steps	65-749	24' x 19' (7.3m x 5.7m)	1,500 lb (680.4 kg)	6'3"	
360° Typhoon™ Slide with PVC Steps	65-748	24' x 19' (7.3m x 5.7m)	1,500 lb (680.4 kg)	6'3"	
315° Funnel Tunnel Slide with PVC Steps	65-742-8*W	Varies	Varies	8'	L/R, with or without windows
Straight Tube Slide (30" dia.) with PVC Steps	65-739*W	Varies	Varies	4', 5', 6'6"	With or without windows
30" Funnel Tunnel Slide with PVC Steps	65-742*W	Varies	Varies	10'	L/R, with or without windows
“L” Tube Slide (30" dia.) with PVC Steps	65-740*W	Varies	Varies	5', 6'6"	L/R, with or without windows
“S” Tube Slide (30" dia.) with PVC Steps	65-741*W	Varies	Varies	8'	L/R, with or without windows
Groove™ II Slide (5' version shown)	65-638*	Varies	Varies	4', 5', 6'6", 8'	
Mogul™ Slide with PVC Steps	65-726*	Varies	Varies	5', 6'6", 8'	
Chameleon™ II Slide - 5ft (not shown)	65-670-15	Varies	Varies	5'	Multiple configurations
Chameleon™ II Slide - 6ft	65-670-16	Varies	Varies	6'	Multiple configurations

The middle sections of the Chameleon™ II Slides are sold separately.

*Multiple options available. Contact your local Miracle Recreation representative for more information.





Generation
Swing Seat **2760** ★

Requires extended bay frame, sold separately



Tire Assembly with
coated chain **976-082**

*Requires Swivel Assembly (patented)
Tire may contain latex*



Inclusive Seat ★
2740



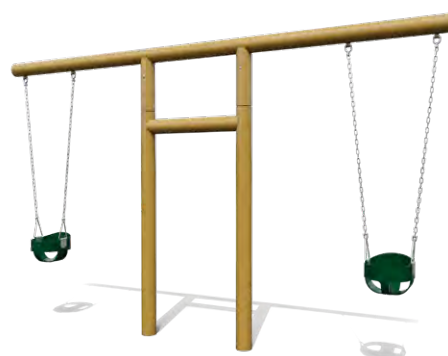
Bucket Tot Seat
2990



Belt Seat
2840



Accelerator Swing **2014** ★



Twing Swing shown with 2 Tot Seats **2012**

PRODUCT	PRODUCT NUMBER	WEIGHT
4-0 Chain per foot, hot dipped galvanized	304-096	1 lb (0.5 kg)
Generation Swing with Chain for 8' Top Rail	2760	30 lb (13.6 kg)
Belt Seat	284	4 lb (2 kg)
Belt Seat and Chain for 8' High Top Rail	2840	10 lb (4.5 kg)
Belt Seat and Tensile Tough Chain for 8' High Top Rail	2840TT	12 lb (5.4 kg)
Belt Seat and Tensile Tough Chain for 10' High Top Rail	2841TT	14 lb (6.4 kg)
Belt Seat and Chain for 10' High Top Rail	2841	12 lb (5.4 kg)
Tensile Tough Chain for 8' High Top Rail (pair)	294	8 lb (4 kg)
Tensile Tough Chain for 10' High Top Rail (pair)	295	10 lb (4.5 kg)
Tensile Tough Chain for 8' High 360° Bucket Tot Seat (pair)	296	6 lb (2.7 kg)
360° Bucket Tot Seat	299	11 lb (5 kg)
360° Bucket Tot Seat and Chain for 8' High Top Rail	2990	15 lb (6.8 kg)
360° Bucket Tot Seat and Tensile Tough Chain for 8' High Top Rail	2990TT	19 lb (8.6 kg)
Clevis with Bolt	851-123	1 lb (0.5 kg)
Inclusive Seat with Chain for 8' High Top Rail	2740	45 lb (20.4 kg)
Tire Assembly only	975-244	30 lb (13.6 kg)
Tire Assembly with Chain	976-082	50 lb (32 kg)
Large Swing Clevis (Top Rail)	985-521	1 lb (0.5 kg)
Swing Seat Shackle (pair)	990-410	0.2 lb (0.1 kg)
Accelerator Swing	2014	690 lb (313 kg)
Twing Swing Frame Only	2012	255 lb (115.7 kg)
Anti-Wrap Hangers (2)	994824	10 lb (4.5 kg)

How to build your swing set.

1. Choose your Base Frame*
2. Select the number of bays
3. Choose your swing seats per bay**
4. Choose your colors

*Some base frame models have additional options.

**Some limitations apply.



Base Frame **2-LEG**

- Add as many additional bays as you would like!
- Swing Seats Available: Slashproof Belt Seats (cannot share a bay with Tot Seat), Tot Seats, Inclusive Swing Seat, Generation Swing Seats (Extended Bay required)
- Available in Mira-Cote® or Galvanized
- Available in 8' or 10' top rail (belt seats only)

← Image left shows a 2-leg frame, 2 bays, 4 belt seats, 8' top rail, Mira-Cote®



Base Frame **3-LEG**

- Add as many additional bays as you would like!
- Swing Seats Available: Slashproof Belt Seats (cannot share a bay with Tot Seat), Tot Seats, Inclusive Swing Seat
- Available in Mira-Cote® or Galvanized
- Available in 8' or 10' top rail (belt seats only)
- Heavy duty also available

↑ Image above shows a 3-leg frame, 4 bays, 8 belt seats, 10' top rail, Galvanized

Base Frame **TIRE SWING**

- Add as many additional bays as you would like!
- Can add more Tire Swing bays, or Kids' Choice® Arch Swing bays

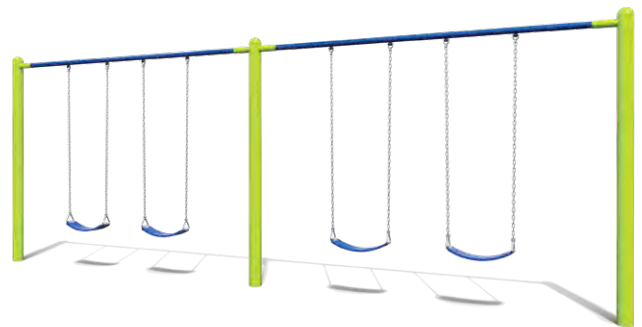
➔ Image right shows a Kids' Choice® Arch Tire Swing



Base Frame **SINGLE POST**

- Add as many additional bays as you would like!
- Swing Seats Available: Slashproof Belt Seats (cannot share a bay with Tot Seat), Tot Seats, Inclusive Swing Seat, Generation Swing Seats (Extended Bay required)

➔ Image right shows a Single Post swing, 2 bays, 4 belt seats



Base Frame **TOTS' CHOICE® ARCH SWING**

- Also available in Kids' Choice® (5" OD Post)
- Add as many additional bays as you would like!
- Swing Seats Available: Slashproof Belt Seats (cannot share a bay with Tot Seat), Tot Seats, Inclusive Swing Seat, Generation Swing Seats (Extended Bay required)
- Also available with Anti-Wrap swings

➔ Image above shows a TC Arch Swing, 3 bays, 2 belt seats, 2 Inclusive Seats, 1 Tot Seat, 1 Generation Swing



Anti-Wrap Swing Hanger
994824



Ladybug Hill Tunnel Climber
M RTP2008M



Gator Climber
M RTP2017M



Jungle Rock Link
M RTP2018M



Frog Climber
M RTP2021M



Blue Butterfly Climber
M RTP2022M



Mushroom Path Stepper
M RTP2023M



Inchworm Climber
M RTP2030M



Ladybug Climber
M RTP2036M



Coral Reef Climber
M RTP2037M



Bunny Climber
M RTP2104M



Jungle Rock Climber
M RTP2134M



Lumberjack Hollow Tunnel Climber
M RTP2139M



Log Steps Climber
M RTP2143M



Black Bear Tunnel Climber
M RTP2154M



Gorilla Tunnel Climber
M RTP2182M



Pufferfish Tunnel Climber
M RTP2443M

DESCRIPTION	PRODUCT NUMBER	AGES	PROTECTIVE AREA	WEIGHT	BOIT DOWN	APPROX. PRICE
Ladybug Climber	M RTP2036M	6-23 months, 2-12	16' x 14'9" (4.88 m x 4.50 m)	120 lb (54 kg)	•	\$4,700
Bunny Climber	M RTP2104M	6-23 months, 2-12	15'0" x 13'9" (4.57 m x 4.22 m)	105 lb (48 kg)	•	\$3,450
Gator Climber	M RTP2017M	2-12	20'8" x 15'2" (6.30 m x 4.62 m)	109 lb (49 kg)	•	\$7,040
Ladybug Hill Tunnel Climber	M RTP2008M	2-12	17'1" x 16'1" (5.46 m x 5.16 m)	166 lb (75 kg)	•	\$7,690
Tucson Turtle Climber - p.32	M RTP2020M	2-12	18' x 16'6" (5.49 m x 5.03 m)	210 lb (95 kg)	•	\$7,070
Lumberjack Hollow Tunnel Climber	M RTP2139M	2-12	18' x 15'9" (5.49 m x 4.80 m)	253 lb (115 kg)	•	\$10,250
Mushroom Path Stepper	M RTP2023M	5-12	19' x 16'8" (5.79 m x 5.08 m)	250 lb (113 kg)	•	\$8,650
Inchworm Climber	M RTP2030M	2-12	18'9" x 15'6" (5.74 m x 4.72 m)	106 lb (48 kg)	•	\$6,090
Frog Climber	M RTP2021M	2-12	18' x 16'6" (5.51 m x 5.05 m)	183 lb (83 kg)	•	\$8,330
Blue Butterfly Climber	M RTP2022M	2-12	17'2" x 18'6" (5.23 m x 5.66 m)	177 lb (80 kg)	•	\$8,290
Pufferfish Tunnel Climber	M RTP2443M	2-12	18'6" x 15'9" (5.64 m x 4.80 m)	238 lb (108 kg)	•	\$7,690
Black Bear Tunnel Climber	M RTP2154M	2-12	19'2" x 16'2" (5.84 m x 4.93 m)	367 lb (166 kg)	•	\$12,170
Gorilla Tunnel Climber	M RTP2182M	2-12	15'9" x 16'3" (4.83 m x 4.95 m)	280 lb (127 kg)	•	\$11,570
Jungle Rock Link	M RTP2018M	2-12	20'3" x 16'9" (6.20 m x 5.11 m)	385 lb (175 kg)	•	\$12,190
Coral Reef Climber	M RTP2037M	2-12	23' x 16'9" (7.01 m x 5.11 m)	402 lb (182 kg)	•	\$15,010
Jungle Rock Climber	M RTP2134M	2-12	23' x 16'9" (7.01 m x 5.11 m)	512 lb (232 kg)	•	\$14,850
Log Steps Climber	M RTP2143M	2-12	20' x 16'8" (6.10 m x 5.08 m)	316 lb (143 kg)	•	\$9,860

Select Sculpted Play Elements are also available as play components. See our website for more details.





Curved Balance Beam **913S**



Balance Beam **718-913**



Chunky Trekker **631**



Seated X-Cavator™ **446MS**



ADA X-Cavator™ **446MA** ★



Clover Leaf Sand Box **418-154** ★



Pull Along **632-5** ★ *Pull Along 632-5 includes plastic pieces only. Handring Bridge and Post shown in photo sold separately. Multiple overhead options available. Contact your local representative for more details.*



Miracle Timber Sandbox **1140**



Sand & Sea Table **418-162**

PRODUCT	PRODUCT NUMBER	AGES	PROTECTIVE AREA	WEIGHT	COMPATIBILITY	APPROX. PRICE
Curved Balance Beam	913S	2-12	24' x 15' (7.3m x 4.6m)	80 lb (36.2 kg)	KC TCX	\$690
Balance Beam	718-913	2-12	18' x 13' (5.4m x 3.9m)	70 lb (31.7 kg)	TC FS	\$440
Balance Beam (not shown)	913	2-12	21' x 13' (6.4m x 3.9m)	70 lb (31.7 kg)	KC TCX	\$580
Chunky Trekker	631	2-12	20' x 14' (6m x 4.2m)	100 lb (45.3 kg)	KC TCX	\$1,500
Seated X-Cavator™	446MS	2-12	-	50 lb (22.6 kg)	FS	\$1,260
ADA X-Cavator™	446MA	2-12	-	40 lb (18.1 kg)	FS	\$1,260
Clover Leaf Sand Box	418-154	2-12	-	450 lb (204.1 kg)	FS	\$2,470
Miracle Timber Sandbox	1140	2-12	-	190 lb (86.1 kg)	FS	\$780
Pull Along	632-5	2-12	22' x 17' (6.7m x 5.2m)	165 lb (75 kg)	KC TCX FS	\$4,450
Sand & Sea Table	418-162	2-12	-	230 lb (104.3 kg)	FS	\$1,440

KC Kids' Choice®
TC Tots' Choice®
NX Nexus®
MT Mega Tower®
TCT Tots' Choice® for Toddlers
XG Extreme Generation
TCX Tots' Choice® Expansion
FS Freestanding
CS Center Stage®

Kids' Choice® and Tots' Choice® Expansion models are 8' long unless otherwise noted. Tots' Choice® are 6' long unless otherwise noted. Climbers attached to decks higher than 5' are for 5-12 year olds.

Youth Fitness

Young athletes and adventure-seekers alike will love improving their abilities on our youth fitness products.



View more Youth Fitness products



Push Up **159-009**



Step Up **159-001**



Leg Lift **159-002**



Sit Up **159-007**



Balance Beam **159-014**



Hip Twist **159-008**



Rope Climb **159-017**




Parallel Bars **159-004**



Back Stretch Bench **159-018**

PRODUCT	PRODUCT NUMBER	AGES	WEIGHT	DESCRIPTION	APPROX. PRICE
Step Up	159-001	5-12	100 lb (45.4 kg)	Strengthens thighs, knees and legs	\$690
Leg Lift	159-002	5-12	50 lb (22.7 kg)	Enhances balance	\$330
Parallel Bars	159-004	5-12	150 lb (68.0 kg)	Shoulders, triceps, upper back and forearms	\$590
Horizontal Ladder (not shown)	159-006	5-12	230 lb (104.3 kg)	Strengthens thighs, knees and calves	\$1,750
Sit Up	159-007	5-12	100 lb (45.4 kg)	Increases torso strength and flexibility	\$830
Push Up	159-009	5-12	50 lb (22.7 kg)	Strengthens back, shoulders, pecs and triceps	\$220
Jump Up (not shown)	159-010	5-12	80 lb (36.3 kg)	Strengthens thighs and calves	\$360
Vault Bar (not shown)	159-012	5-12	60 lb (27.2 kg)	Strengthens triceps and shoulders	\$320
Stretch Squat (not shown)	159-013	5-12	40 lb (18.1 kg)	For hamstrings, calves, and thighs	\$200
Hip Twist	159-008	5-12	100 lb (45.4 kg)	Shoulders, upper back, biceps, forearms and lats	\$540
Balance Beam	159-014	5-12	60 lb (27.2 kg)	Enhances balance	\$450
Rope Climb	159-017	5-12	130 lb (59.0 kg)	For biceps, upper back, forearms and hands	\$1,060
Back Stretch Bench	159-018	5-12	100 lb (45.4 kg)	Builds flexibility in hamstrings and lower back	\$800
Hamstring Stretch (not shown)	159-019	5-12	75 lb (34 kg)	For hamstrings and legs	\$310



socialize

fitness

relax

comfort

protect

Site

Amenities

Shade



Find specific shade models
in our Play Shade brochure



Single-Post Pyramid



Single-Post Pyramid Cantilever



Two-Post Hip



Hip



Pyramid



Hip Joined



Mariner Pyramid



Full Cantilever



Square Sail Shade - Post Mounted
669-*S



Hexagon Sail Shade - Post Mounted
669-617S



Hexagon Shade - Post Mounted
669-617



Square Pyramid Shade - Post Mounted
669-*P




Single-Post Umbrella - Post Mounted
672*

Shade Fabric Color Options

SHADESURE™ Fabrics Passes: NFPA 701 / ASTM-E84



Red



Royal Blue



Laguna Blue



Turquoise



Rain Forest



Navy Blue



Olive



Zesty Lime



Chocolate



Cinnamon



Arizona



Black



Desert Sand



Terracotta



Sunflower Yellow



Electric Purple



White




Silver

COLOURSHADE® Fire Retardant Fabrics Passes: NFPA 701 / ASTM-E84 / OSFM TITLE 19



Blue



Green



Yellow



Terracotta



Desert Sand



Silver

PRODUCT	PRODUCT NUMBER	COMPATIBILITY	SHADE SIZE	DECK HEIGHTS AVAILABLE
Square Sail Shade - Post Mounted	714-669*S	KC	12', 18', 20'	1'- 8'
Square Sail Shade - Post Mounted	669-*S	TCTCX	12', 18'	1'- 8'
Hexagon Sail Shade - Post Mounted	669-617S	KCTCTCX	(17' shown) 26' option also available	1'- 8'
Hexagon Shade - Post Mounted	669-617	KCTCTCX	(17' shown) 26' option also available	1'- 8'
Square Pyramid Shade - Post Mounted	714-669-*P	KC	12', 18', 20'	1'- 8'
Square Pyramid Shade - Post Mounted	669-*P	TCTCX	12', 18'	1'- 8'
Single-Post Umbrella - Post Mounted	672*	KCTCTCX	12'	1'- 8'

*Multiple options available. Contact your local Miracle Recreation representative for more information. Shade structures have not been tested for CPSIA / ASTM compliance. All of our shade products are designed to withstand nominal wind loads of 90 mph (144.84 kph) with appropriate footing. To extend the life of shade in snowy regions, the shade must be removed for winter. Flame Retardant Models also available. Structure not included.

KC Kids' Choice®
TC Tots' Choice®
NX Nexus®
MT Mega Tower®
TCT Tots' Choice® for Toddlers
XG Extreme Generation
TCX Tots' Choice® Expansion
FS Freestanding
CS Center Stage®

SHADE
Site Amenities

Tables + Benches



Find more Table and Bench models



ADA 46" Square Table with Three Seats - Perforated - In-ground
MRPQ235Q



46" Square Table with Four Seats - Perforated - In-ground
MRPQ230Q



46" Square Tot Table - Perforated - Portable
MRPQ171Q



46" Round Table - Perforated - Portable
MRPQ150Q



ADA 8' Rectangle Table - Perforated - Portable
MRPQ115Q



7' Individual Seat Table - Perforated - Portable/Surface Mount
MRPQ135Q



8' Rectangle Table - Perforated - Portable
MRPQ111Q



6' Separate Bench Table - Perforated - In-ground
MRPQ205Q



ADA 8' Separate Bench Table - Perforated - In-ground
MRPQ207Q



6' Single Pedestal Table - Perforated - In-ground
MRPQ201Q

PRODUCT	PRODUCT NUMBER	PRODUCT SIZE	WEIGHT
ADA 46" Square Table with Three Seats - Perforated - In-ground	MRPQ235Q	6'6" x 5'2" x 2'6" (1.98 m x 1.57 m x 0.76 m)	263 lb (119.3 kg)
46" Square Table with Four Seats - Perforated - In-ground	MRPQ230Q	6'6" x 6'6" x 2'6" (1.98 m x 1.98 m x 0.76 m)	295 lb (133.8 kg)
ADA 8' Separate Bench Table - Perforated - In-ground	MRPQ207Q	8' x 5'3" x 2'8" (2.44 m x 1.60 m x 0.81 m)	382 lb (173.2 kg)
6' Separate Bench Table - Perforated - In-ground	MRPQ205Q	6' x 5'3" x 2'6" (1.83 m x 1.6 m x 0.76 m)	334 lb (151.5 kg)
6' Single Pedestal Table - Perforated - In-ground	MRPQ201Q	6' x 4'10" x 2'6" (1.83 m x 1.47 m x 0.76 m)	314 lb (142.4 kg)
46" Square Tot Table - Perforated - Portable	MRPQ171Q	5'9" x 5'9" x 1'8" (1.75 m x 1.75 m x 0.51 m)	229 lb (103.9 kg)
46" Round Table - Perforated - Portable	MRPQ150Q	6'7" x 6'7" x 2'5" (2.01 m x 2.01 m x 0.74 m)	224 lb (101.6 kg)
7' Individual Seat Table - Perforated - Portable/Surface Mount	MRPQ135Q	7' x 5'5" x 2'6" (2.13 m x 1.65 m x 0.76 m)	311 lb (141.0 kg)
ADA 8' Rectangle Table - Perforated - Portable	MRPQ115Q	8' x 5'10" x 2'5" (2.44 m x 1.78 m x 0.74 m)	308 lb (139.7 kg)
8' Rectangle Table - Perforated - Portable	MRPQ111Q	8' x 5'10" x 2'5" (2.44 m x 1.78 m x 0.74 m)	333 lb (151.0 kg)



6' Bench with Back - Perforated - Portable
MRPQ300Q



6' Backless Bench - Perforated - Portable
MRPQ301Q



Traditional 6' Portable/Surface Mount
MRPQC42Q



Extendable Post Bench 3'
MRPQT00



Traditional 6' Portable/Surface Mount
MRPQC42Q



Traditional 6' Portable/Surface Mount
MRPQC42Q

Furnishing Color Options

Amenities receive a durable color coating that will not rust, crack, peel, or warp. Choose a powder coat color for framework and plastisol coating for table tops, seats, and backs.

Powder Coat and Plastisol



Charcoal

Red


Sand

Blue

Brown

Green

Powder Coat Only



Black

White

PRODUCT	PRODUCT NUMBER	PRODUCT SIZE	WEIGHT
6' Bench with Back - Perforated - Portable	MRPQ300Q	6' x 1'3" x 2'8" (1.83 m x 0.38 m x 0.81 m)	126 lb (57.1 kg)
6' Backless Bench - Perforated - Portable	MRPQ301Q	6' x 0'10" x 1'7" (1.83 m x 0.25 m x 0.48 m)	70 lb (31.8 kg)
Traditional 6' Portable/Surface Mount	MRPQC42Q	6' x 2'4" x 2'10" (1.83 m x 0.71 m x 0.86 m)	157 lb (71.2 kg)
Extendable Post Bench 3'	MRPQT00	3'3" x 1'11" x 2'10" (0.99 m x 0.58 m x 0.86 m)	110 lb (49.9 kg)
Modern 6' Bench - Perforated - Portable/Surface Mount	MRPQW42Q	6'3" x 2'3" x 2'10" (1.9 m x 0.69 m x 0.86 m)	159 lb (72.1 kg)

Grills



Group Grill **MRPQG04N**



Covered Grill **MRPQG05N**



Adjustable Group Grill **MRPQG02N**



Firebox **MRPQG00N**



Vandal-Resistant Firebox **MRPQG01N**



Adjustable Grate Fire Ring **MRPQG03N**



Fire Ring **MRPQG06N**

PRODUCT	PRODUCT NUMBER	PRODUCT SIZE	WEIGHT
Group Grill	MRPQG04N	4'3" x 3'7" x 0'10" (1.3m x 1.09m x 0.25m)	460 lb (209 kg)
Covered Grill	MRPQG05N	1'6" x 3'5" x 1'6" (.46m x 1.05m x 0.46m)	188 lb (85 kg)
Adjustable Group Grill	MRPQG02N	3'0" x 2'4" x 0'10" (.91m x .71m x 0.25m)	246 lb (112 kg)
Firebox	MRPQG00N	1'8" x 1'3" x 0'10" (0.51m x 0.38m x 0.25m)	79 lb (36 kg)
Vandal-Resistant Firebox	MRPQG01N	1'8" x 1'3" x 0'10" (0.51m x 0.38m x 0.25m)	79 lb (36 kg)
Adjustable Grate Fire Ring	MRPQG03N	2'7" x 2'10" x 1'3" (0.79m x 0.86m x 0.38m)	86 lb (39 kg)
Fire Ring	MRPQG06N	2'6" x 2'6" x 0'9" (0.76m x 0.76m x 0.23m)	95 lb (43 kg)

Recycle + Bike Racks



Traditional Receptacle **MRPQL32Q**



Post Receptacle **MRPQL32**



Recycle Dome Top **MRPQDT1N**




Recycle Flat Top **MRPQFT6N**



Trash Dome Top **MRPQDTON**



Portable Eight-Bike Rack **MRPQBRIP**



Two-Bike Loop **MRPQBRHI**



Multi-Bike Squiggle **MRPQBRKI**

PRODUCT	PRODUCT NUMBER	PRODUCT SIZE	WEIGHT
Post Receptacle	MRPQL32	2'5" x 2'5" x 2'11" (0.74m x 0.74m x 0.89m)	125 lb (57 kg)
Traditional Receptacle	MRPQL32Q	2'1" x 2'1" x 2'9" (.64m x .64m x .84m)	85 lb (39 kg)
Recycle Dome Top	MRPQDT1N	1'11" x 1'11" x 0'12" (0.58m x 0.58m x 0.3m)	7 lb (3 kg)
Recycle Flat Top	MRPQFT6N	1'11" x 1'11" x 0'2" (0.58m x 0.58m x 0.04m)	7 lb (3 kg)
Trash Dome Top	MRPQDTON	1'11" x 1'11" x 0'11" (0.58m x 0.58m x 0.29m)	12 lb (5 kg)
Portable Eight-Bike Rack	MRPQBRIP	4'11" x 3'2" x 2'8" (1.51m x 0.98m x 0.81m)	69 lb (31 kg)
Two-Bike Loop	MRPQBRHI	2'2" x 0'2" x 2'12" (0.65m x 0.04m x 0.91m)	25 lb (11 kg)
Multi-Bike Squiggle	MRPQBRKI	4'2" x 0'2" x 3'2" (1.28m x 0.06m x 0.96m)	43 lb (20 kg)

Outdoor Training Systems

For Ages 13 and up. Available in-ground or bolt down



View more
Fitness products



Group Fit 1 **OTSM1**



Step Station



Dip Station




Press Station



Ab Station



Row Station



Arc Traverse



Pull Up



Monkey Bars



Arc Ladder



10-Foot Cargo Net



5-Foot Cargo Net

Adult Fitness

For Ages 13 and up



Step Up **160-001**



Leg Lift **160-002**



Body Curl **160-003**



Beam Jump **160-005**



Sit Up **160-007**



Push Up **160-009**



Chin Up **160-011**



Balance Beam **160-014**



Vertical Climb **160-015**



Dip Station **160-016**



Rope Climb **160-017**



Hyperextension Bench **160-018**

PRODUCT	PRODUCT NUMBER	AGES	WEIGHT	DESCRIPTION	APPROX. PRICE
Step Up	160-001	13 and up	100 lb (45.4 kg)	Strengthens thighs, knees and legs	\$680
Leg Lift	160-002	13 and up	50 lb (22.7 kg)	Enhances balance	\$330
Body Curl	160-003	13 and up	150 lb (68 kg)	For strong abs and back	\$630
Beam Jump	160-005	13 and up	140 lb (63.5 kg)	Develops calf and thigh muscles	\$910
Sit Up	160-007	13 and up	100 lb (45.4 kg)	Increases torso strength and flexibility	\$830
Push Up	160-009	13 and up	50 lb (22.7 kg)	Strengthens back, shoulders, pecs and triceps	\$220
Chin Up	160-011	13 and up	100 lb (45.4 kg)	Shoulders, upper back, biceps, forearms and lats	\$540
Balance Beam	160-014	13 and up	60 lb (27.2 kg)	Enhances balance	\$450
Vertical Climb	160-015	13 and up	150 lb (68.0 kg)	Strengthens thighs, knees and calves	\$1,240
Dip Station	160-016	13 and up	85 lb (38.6 kg)	Develops triceps and shoulders	\$590
Rope Climb	160-017	13 and up	130 lb (59.0 kg)	For biceps, upper back, forearms and hands	\$1,060
Hyperextension Bench	160-018	13 and up	100 lb (45.4 kg)	Builds flexibility in hamstrings and lower back	\$800




Fun Tunnel®
282-200 ★

No protective area required. Product and pricing may vary.



Complete Basketball Goal with
Nylon Net and Fixed Steel
Fan-Shaped Backboard
360-757



Complete Basketball Goal
with Chain Net and Steel
Fan-Shaped Backboard
360-756



Single Rim for Steel Net
851-6700R



Tether Ball (Ball Included) ★
282-222

BASKETBALL COMPLETE GOALS

PRODUCT	PRODUCT NUMBER	EXTENSION	POST SIZE
Fixed Steel Rect., Single Rim & Steel Net	360-755	47½"	4½" O.D.
Fixed Steel Fan, Double Rim & Steel Net	360-756	47½"	4½" O.D.
Fixed Steel Fan, Double Rim & Nylon Net	360-757	47½"	4½" O.D.

BASKETBALL RIMS, BACKBOARDS, NETS & SUPPORT POST

PRODUCT	PRODUCT NUMBER	EXTENSION	POST SIZE
Nylon Net	103-100	NA	NA
10-Gauge Steel Fan	851-650WT	NA	NA
Single Rim for Steel Net	851-6700R	NA	NA
Single Rim for Nylon Net	851-6710R	NA	NA
Double Rim for Nylon Net	856-3361OR	NA	NA
Double Rim for Steel Net	856-3360R	NA	NA
Fixed Height, 31/2" O.D., 48" Extension	908-042	47½"	3½" O.D.
Basketball Fastener Kit	976-560	NA	NA

OTHER GAME EQUIPMENT

PRODUCT	PRODUCT NUMBER	EXTENSION	POST SIZE
Baseball Backstop with Hood	341-459	1¾" O.D.	2¾" O.D.
Tether Ball (Ball included)	282-222	NA	2¾" O.D.
Fun Tunnel®	282-200	NA	5" O.D.
Fun Tunnel® (Recycled Rock-ite™)	282-200R	NA	5" O.D.



Welcome Sign

Welcome Sign for Ages 2-5 **787-001**
 Welcome Sign for Ages 2-12 **787-002**
 Welcome Sign for Ages 5-12 **787-003**

Also available in French/English and Spanish
 Also available CSA - 18mo-5yr and 18mo-12yr



Single Miracle Timbers
440-12
 (shown)

Product Size: 72"L x 12"H x 4"W
 Weight: 35 lb (16 kg)
 Each timber includes (2) galvanized stakes

Also available:
 Recycled Single Miracle Timbers 440-12R
 Double Tier Miracle Timbers 440-24
 Double Recycled Miracle Timbers 440-24R



Timber Access Ramp
440-6
 Weight: 260 lb (118 kg)
 Provides ADA access to your play area

Also available:
 Recycled Access Ramp 440-6R

Miracle® Timber Color Choices



Hunter Green



Royal Blue



Brown



Black (Recycled)



View more Miracle
 Timber products



Playground Fencing

Available as in-ground or bolt down model. Call for pricing
 4' lengths **714-577-4** | Weight: 45 lb (20 kg)
 8' lengths **714-577-8** | Weight: 90 lb (41 kg)
 Posts for playground fencing **714-555** | Weight: 50 lb (23 kg)



Arch Entry for Fencing **714-578**

Available as in-ground or bolt down model. Call for pricing
 43" inside opening between posts
 Available in a wide variety of colors.
 See color options in back of the catalog



nostalgia
inclusive
thrill
science
awesome

Play
Components



DNA Climber to Deck **661**



JAX® Rizer **714-658**



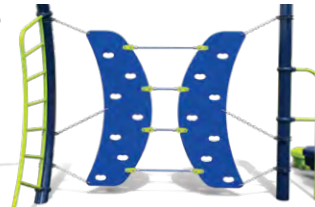
Dome Climber w/ Orbs **714-691**



Alpha Climber **714-647-4**



JAX® on Deck Post **714-657**



Linkz™ Butterfly
714-659-5



Linkz™ Rope
714-660-6



Buttress Rope Climber
714-667-37



Buttress Hybrid Climber
714-667-22



Buttress Panel Climber
714-667-23



Buttress Ladder Climber
714-667-21



Buttress Post
714-667-1

PRODUCT	PRODUCT NUMBER	ATTACHMENT RANGE	COMPATIBILITY
DNA Climber to Deck	661	5' to 6'6"	KC TC CX
JAX® Rizer	714-658	1'6" to 6'6"	KC MT
Dome Climber with Orbs	714-691	5' to 6'6"	KC MT
Alpha Climber	714-647-4	4'	KC MT
JAX® On Deck Post	714-657	1'6" to 8'	KC MT
Linkz™ Butterfly	714-659-5	-	KC NX MT
Linkz™ Ropes	714-660-6	-	KC NX MT
Linkz™ Ropes (not shown)	714-660-4	-	KC NX MT
Buttress Rope Climber	714-667-37	6'	KC MT
Buttress Hybrid Climber	714-667-22	6" to 6'	KC MT FS
Buttress Panel Climber	714-667-23	6" to 6'	KC MT FS
Buttress Ladder Climber	714-667-21	6" to 6'	KC MT FS
Buttress Post	714-667-1	6" to 6'	KC MT FS



Big Kahuna® Climber **752-2**



Grizz-Lee Bear Climber **624-2**



Grizz-Lee Bear Climber top view and underneath view.



Log Climber **623C**



Big Timber® Bear Paw w/ Rock Climber **634S**



Bear Paw Climber **623S**



Train Cow Catcher Climber **714-757-34TRN**



Big Timber® Hollow Log Climber **966-1C**


PRODUCT	PRODUCT NUMBER	ATTACHMENT RANGE	COMPATIBILITY	NOTES
Big Kahuna® Climber	752-2	2' to 6'6"	KC TCX MT	Ground-to-Deck or Deck-to-Deck
Grizz-Lee Bear Climber	624-2	2' to 6' 6"	KC TCX MT	Ground-to-Deck or Deck-to-Deck
Log Climber	623C	4'	KCTC TCX MT	Also available in Nature's Choice
Big Timber® Bear Paw Climber with Rock	634S	4'	KCTC TCX MT	Also available in Nature's Choice
Bear Paw Climber	623S	4'	KCTC TCX MT	Also available in Nature's Choice
Train Cow Catcher Climber	714-757-34TRN	4'	KC	
Big Timber® Hollow Log Climber	966-1C	6' to 6'6"	KC TCX MT	

KC Kids' Choice®
TC Tots' Choice®
NX Nexus®
MT Mega Tower®
TCT Tots' Choice® for Toddlers
XG Extreme Generation
TCX Tots' Choice® Expansion
FS Freestanding
CS Center Stage®

Kids' Choice® and Tots' Choice® Expansion models are 8' long unless otherwise noted. Tots' Choice® are 6' long unless otherwise noted. Climbers attached to decks higher than 5' are for 5-12 year olds.



XGEN Belts Skyway **714-690-1**



XGEN Circles Skyway **714-690-2**



XGEN Hive Skyway **714-690-3**

PRODUCT	PRODUCT NUMBER	DECK HEIGHT	COMPATIBILITY
XGEN Belts Skyway	714-690-1	12'	XG
XGEN Circles Skyway	714-690-2	12'	XG
XGEN Hive Skyway	714-690-3	12'	XG



Log with Rock Climber
634-C



45° Sloped Climbing Wall
757-34



Fossil Bluff Climber
738



Sloped Climbing Wall
757-2



Boulder Ridge® Rock Wall
8192-D

PRODUCT	PRODUCT NUMBER	ATTACHMENT RANGE	COMPATIBILITY	NOTES
Log with Rock Climber	634-C	4'	KCTC TCX MT	Also in Nature's Choice
45° Sloped Climbing Wall	757-34	3' to 4'	KCTC TCX MT	Also in Nature's Choice
Fossil Bluff Climber	738	4' to 8'	KCTC TCX	Also in Nature's Choice
Sloped Climbing Wall	757-2	3'6" to 8'	KCTC TCX MT	Also in Nature's Choice
Boulder Ridge® Rock Wall	8192-D	6' to 3'	KCTC TCX FS	Available in 1, 2, 3 or 4 sections



Bongo™ Jungle Climber (Ground to 3' Deck)
714-786-15



Bongo™ Jungle Climber
773-85



Bongo™ Perch
772



Bongo™ Steps
774-3



Bongo™ Steps with
Hand Support
774-31



Bongo™ Stumps with
Hand Support
628-31



Bongo™ Suspension
Bridge Climber
783



Bongo™ "C" Shaped Jungle Climber
786-66



Bongo™ "S" Shaped Climber
792*

PRODUCT	PRODUCT NUMBER	ATTACHMENT RANGE	COMPATIBILITY	NOTES
Bongo™ Jungle Climber - 3'	714-786-15	3'	KC MT	Available in 8' or 10' lengths
Bongo™ Jungle Climber - 2' (not shown)	773*	2'	KC TC TCX FS	Available in 8' or 10' lengths
Bongo™ Jungle Climber	773-85	2', 3'	KC FS	8' Long
Bongo™ Perch	772	6" to 2'	KC TC TCX FS MT	
Bongo™ Steps	774-3	2'6" to 3'	KC TC TCX MT	
Bongo™ Steps with Hand Support	774-31	2'6" to 4'	KC TC TCX MT	774-41
Bongo™ Stumps with Hand Support	628-31	2'6" to 4'	KC TC TCX MT	Also available in Nature's Choice
Bongo™ Suspension Bridge Climber	783	2' to 3'	KC TCX MT	
Bongo™ "C" Shaped Jungle Climber	786-66	2', 3'	KC TCX MT	
Bongo™ "S" Shaped Climber	792*	2', 3'	KC TCX FS	
Bongo™ "L" Shaped Climber (not shown)	793*	2', 3'	KC TCX FS	

*Multiple options available. Contact your local Miracle Recreation representative for more information.

KC Kids' Choice®
TC Tots' Choice®
NX Nexus®
MT Mega Tower®

TCT Tots' Choice® for Toddlers
XG Extreme Generation
TCX Tots' Choice® Expansion
FS Freestanding
CS Center Stage®

Kids' Choice® and Tots' Choice® Expansion models are 8' long unless otherwise noted. Tots' Choice® are 6' long unless otherwise noted. Climbers attached to decks higher than 5' are for 5-12 year olds.

CLIMBERS: BONGO
Play Components



Cargo Climber
996



Cargo Climber with Rails
997-1



Curved Tensile Climber
917



Honeycomb Climber
755



Mast Ladder
718



Monkey Vines for Burma Bridge - 8' Long
723-8



Tensile Tough™ Noodle Climber
837



Tensile Tower™
809



Vertical Cargo Climber
844



Wavy Waffle Wall Walker™
928

PRODUCT	PRODUCT NUMBER	ATTACHMENT RANGE	COMPATIBILITY	NOTES
Cargo Climber	996	3', 4', 5'	KC TCX MT TC	
Cargo Climber with Rails	997-1	3', 4', 5'	KC TCX MT TC	
Curved Tensile Climber	917	2' to 5'	KC TCX MT TC	
Honeycomb Climber	755	3'6" to 6'6"	KC TCX MT TC	
Mast Ladder	718	5' to 6'6"	KC TCX MT	
Monkey Vines Climber for Burma Bridge - 8' Long	723-8	2'	KC TCX MT	723-128 also available
Tensile Tough™ Noodle Climber	837	6'6", 8'	KC TCX MT	
Tensile Tower™	809	6'6", 8'	KC TCX MT	
Vertical Cargo Climber	844	2'6" to 6'6"	KC TC TCX MT	
Wavy Waffle Wall Walker™	928	4' to 5'	KC TCX MT	Also in Nature's Choice





Ravine Swoop
630-1



Wave Walker Climber - Hip
613H



Wavy Wedge Wall Walker
609



Hurricane Bridge Climber-Inclined
714-677-1



Lily Pad Stepper
629-8



Nature Bridge Climber between Decks
673



Dipwalk Bridge Climber - 8'
780-3



Duckwalk Bridge Climber - 8'
780-1



Hula Climber
806-2

PRODUCT	PRODUCT NUMBER	ATTACHMENT RANGE	COMPATIBILITY	NOTES
Ravine Swoop	630-1	1'6" to 5'	KC TC TCX MT	630-2 also available
Wave Walker Climber - Hip	613H	4' to 8'	KC TC TCX MT	613D also available
Wavy Wedge Wall Walker	609	1'6" to 8'	KC TCX MT	18" or 54" rise
Hurricane Bridge Climber - Inclined	714-677-1	6' to 6'6"	KC MT	24" rise
Hurricane Bridge Climber - Straight (not shown)	714-677	6' to 6'6"	KC MT	
Lily Pad Stepper	629-8	6" to 18"	KC TC TCX MT	6" to 18" (Ages 2-5)
Lily Pad Stepper	629-8	2' to 2'6"	KC TC TCX MT	2' to 2'6" (Ages 5-12)
Nature Bridge Climber between Decks	673	3' to 4'	KC TCX MT	
Dipwalk Bridge Climber - 8' Long	780-3	2' to 6'6"	KC TCX MT	780-4 also available
Duckwalk Bridge Climber - 8' Long	780-1	2' to 6'6"	KC TCX MT	780-2 also available
Hula Climber	806-2	6" to 6'6"	KC TCX MT	24" rise

KC Kids' Choice®
TC Tots' Choice®
TCX Tots' Choice® Expansion
FS Freestanding
MT Mega Tower®

TCT Tots' Choice® for Toddlers
XG Extreme Generation
TCX Tots' Choice® Expansion
FS Freestanding
CS Center Stage®

Kids' Choice® and Tots' Choice® Expansion models are 8' long unless otherwise noted. Tots' Choice® are 6' long unless otherwise noted. Climbers attached to decks higher than 5' are for 5-12 year olds.

CLIMBERS: DECK TO DECK Play Components



Braided Climber
714-607-8



Bumper Ladder
976



Canyon Climber
721-R1



Center Ladder
714-797



Cliff Climber
719



Climbing Pole
808



Lookout Ladder / Vertical Ladder
815



Post Climber, Single Loop - 3 shown
616



Skyward Climber
714-679-8



Spider Climber
908

PRODUCT	PRODUCT NUMBER	ATTACHMENT RANGE	COMPATIBILITY	NOTES
Braided Climber	714-607-8	3' to 8'	KC MT	Also in Nature's Choice
Bumper Ladder	976	2' to 6'6"	KC TC TCX MT	Also in Nature's Choice
Canyon Climber (not shown)	721	2' to 10' KC, 2' to 6'6" TC and TCX	KC TC TCX MT	
Canyon Climber	721-R1	2' to 10' KC, 2' to 6'6" TC and TCX	KC TC TCX MT	Nature's Choice shown
Center Ladder	714-797	4' to 8'	KC	
Cliff Climber	719	2' to 6'6"	KC TC TCX MT	Also in Nature's Choice
Climbing Pole	808	2' to 8'	KC TC TCX	Also in Nature's Choice
Lookout Ladder / Vertical Ladder	815	2' to 8'	KC TC TCX MT	
Post Climber, Single Loop - 3 shown	616	Attached at 1' increments	KC TC TCX MT	
Skyward Climber	714-679-8	8'	KC MT	
Spider Climber	908	2' to 6'6"	KC TC TCX MT	Also in Nature's Choice





Spiral Climber
969



Trap Door Climber
731



Tree-O® Climber
605



Twisted Vine Climber
867-2



Twister Climber
848



Vertical Climbing Wall
757-16



Vine Climber
867-1



Wiggly Worm Climber
974-6

PRODUCT	PRODUCT NUMBER	ATTACHMENT RANGE	COMPATIBILITY	NOTES
Spiral Climber	969	2' to 6'6"	KC TC TCX MT	Also in Nature's Choice
Trap Door Climber	731	2' to 6'6"	KC TC TCX MT	Also in Nature's Choice
Tree-O® Climber	605	2' to 10' KC , 2' to 8' TCX	KC TCX MT	Also in Nature's Choice
Twisted Vine Climber	867-2	2' to 8'	KC TC TCX MT	Also in Nature's Choice
Twister Climber	848	4' to 8'	KC TC TCX	
Vertical Climbing Wall	757-16	6' to 6'6"	KC TCX	Also in Nature's Choice
Vertical Climbing Wall (not shown)	757-34	3' to 4'	TC	
Vine Climber	867-1	2' to 8'	KC TC TCX MT	Also in Nature's Choice
Wiggly Worm Climber	974-6	4' to 8'	KC TCX MT	Also in Nature's Choice

KC Kids' Choice®
TC Tots' Choice®
TCX Tots' Choice® Expansion
FS Freestanding
MT Mega Tower®
TCT Tots' Choice® for Toddlers
XG Extreme Generation
CS Center Stage®

Kids' Choice® and Tots' Choice® Expansion models are 8' long unless otherwise noted. Tots' Choice® are 6' long unless otherwise noted. Climbers attached to decks higher than 5' are for 5-12 year olds.



Backtrack Climber **714-678-6**



Curved Loop Climber **943**



Curved Climber **942**



Duckwalk Climber **779**



Dupli-Gator® Climber **771-6C**



Flippo™ Climber **770-6C**



Hula Climber **805-3**



Hurricane Climber **714-683-5**



Inclined Loop Bridge Climber **986-4**



Inclined Spider Climber **778**

PRODUCT	PRODUCT NUMBER	ATTACHMENT RANGE	COMPATIBILITY	NOTES
Backtrack Climber	714-678-6	6' to 8'	KC MT	714-678-6 also available
Curved Loop Climber	943	5' to 6'6"	KC TC TCX MT	
Curved Loop Climber (not shown)	968	2' to 4'	KC TC TCX MT	
Curved Climber	942	5' to 6'6"	KC TC TCX MT	
Curved Climber (not shown)	967	2' to 4'	KC TC TCX MT	
Duckwalk Climber	779	2' to 6'6"	KC TC TCX MT	
Dupli-Gator® Climber	771-6C	6' to 6'6"	KC TC TCX MT	
Flippo™ Climber	770-6C	6'6"	KC TCX	
Hula Climber	805-3	2'6" to 3'	KC TC TCX MT	
Hurricane Climber	714-683-5	5'	KC MT	
Inclined Loop Bridge Climber	986-4	6" to 8'	KC TCX MT	2', 4' or 5' rise available
Inclined Spider Climber	778	2' to 6'6"	KC TC TCX MT	



Monster Pipe **615**



Outrigger Climber **720**



Peak Climber with Handrails **600-5**



Pod Hopper **619**



Scale-n-Slide Climber **825-8C**



Side-by-Side Climber **714-842-8**



Tot Rock Climber **787**



Uphill Climber **724**



Uphill Climber **636**



Wavy Wedge Wall Walker **608**

PRODUCT	PRODUCT NUMBER	ATTACHMENT RANGE	COMPATIBILITY	NOTES
Monster Pipe	615	4' to 6'6"	KC TC TCX MT	
Outrigger Climber	720	4' to 6'6"	KC TCX MT	
Peak Climber with Handrails	600-5	4' to 5'	KC TCX FS MT	660-6 (6' to 6' 6")
Pod Hopper	619	2' to 6'6"	KC TC TCX MT	Nature's Choice Available
Scale-n-Slide Climber	825-8C	8'	KC TCX MT	
Side-by-Side Climber	714-842-8	6' to 8'	KC MT	
Tot Rock Climber	787	2' to 3'	KC TC TCX MT	
Uphill Climber	724	6' to 8'	KC TCX MT	
Uphill Climber	636	6' to 8'	KC TCX MT	6' or 8' rise
Wavy Wedge Wall Walker	608	3' to 8'	KC TCX MT	

KC Kids' Choice®
TC Tots' Choice®
NX Nexus®
MT Mega Tower®
TCT Tots' Choice® for Toddlers
XG Extreme Generation
TCX Tots' Choice® Expansion
FS Freestanding
CS Center Stage®

Kids' Choice® and Tots' Choice® Expansion models are 8' long unless otherwise noted. Tots' Choice® are 6' long unless otherwise noted. Climbers attached to decks higher than 5' are for 5-12 year olds.

CLIMBERS: INCLINED
Play Components



270° Handring Bridge Climber
864-C5



270° Try-Ring Climber
709-C5



Chinning Bar/Turning Bar
843-5



Crunch Station
782



Dip Station
781



Double Rail "L" Shape
950-5



End Ladder
815-52



End Ladder 2' Top Rung
815-5



Handring Bridge Climber
864-5



Horizontal "L" Ladder
914-5



Horizontal "L" Try-Ring
711-5



Horizontal Ladder
863-5

Maximum deck height of 1'6" for 2-5 year olds. Maximum deck height of 3' for 5-12 year olds. Upper body challenges with motion are for 5-12 year olds only and have a maximum deck height of 3'. Kids' Choice® and Tots' Choice® Expansion models are 8' long unless otherwise noted. Tots' Choice® models are 6' long unless otherwise noted.

PRODUCT	PRODUCT NUMBER	ATTACHMENT RANGE	COMPATIBILITY	NOTES
270° Handring Bridge Climber	864-C5	6" to 3'	KC TCX FS	
Try-Ring (not shown)	709-5	6" to 3'	KC TCX FS MT	8', 10' horizontal
270° Try-Ring Climber	709-C5	6" to 3'	KC TCX FS MT	
Chinning Bar/Turning Bar	843-5	-	KC TC TCX FS MT	
Crunch Station	782	-	KC TC TCX FS MT	
Dip Station	781	-	KC TCX FS MT	
Double Rail "L" Shape	950-5	6" to 3'	KC TCX FS MT	Available left or right hand
Double Rail "S" Shape (not shown)	952-5	6" to 3'	KC TCX FS MT	Available left or right hand
Double Rail - Horizontal (not shown)	947-5	6" to 3'	KC TCX FS MT	
End Ladder	815-52	-	KC TCX FS TC	
End Ladder 2' Top Rung	815-5	-	KC TCX FS TC	1', 2' or 3' Top Rung available
Handring Bridge Climber	864-5	6" to 3'	KC TC TCX FS MT	Available "S" Shape, left hand or right hand
Horizontal "L" Ladder	914-5	6" to 3'	KC TC TCX FS MT	
Horizontal "L" Try-Ring	711-5	6" to 3'	KC TCX FS MT	
Horizontal Ladder	863-5	6" to 3'	KC TC TCX FS MT	Also available 4' long (KC/TCX only)



Horizontal "S" Ladder
915-5



Horizontal Spider Ladder
964-5



Horizontal "U" Ladder
915-25



Inverted Horizontal Loop Ladder
604-5



Orbit Climber
944-5



Rocking Hover Beam
790-5



Serpent Trek™ - 8'
722-5



Single Horizontal Rail
945-5



Sky Wheels - Double
776-85



Swing Rings
973-5



Overhead Rope Climber
764-5



Therapeutic Handrings
846-5

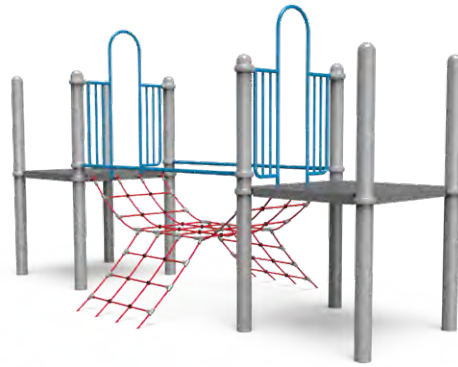
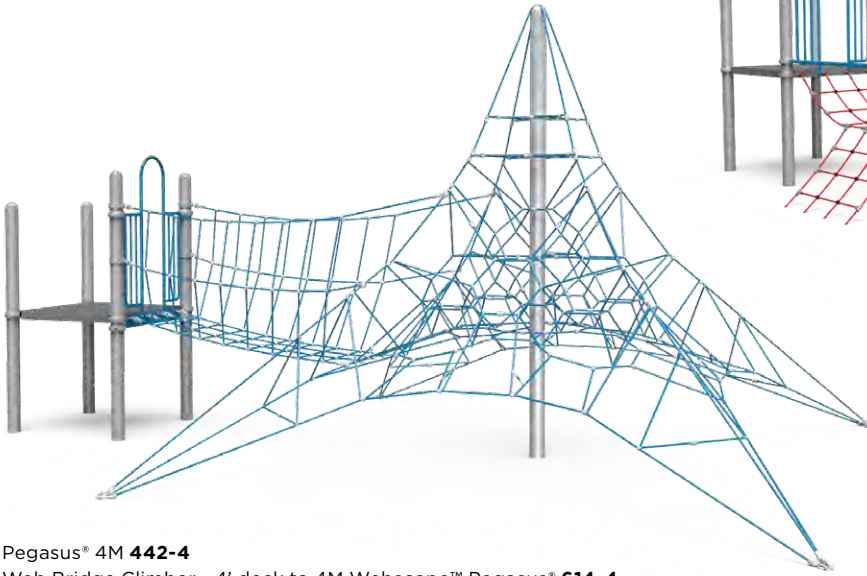


PRODUCT	PRODUCT NUMBER	ATTACHMENT RANGE	COMPATIBILITY	NOTES
Horizontal "S" Ladder	915-5	6" to 3'	KC TC TCX FS MT	Available left or right hand
Horizontal Spider Ladder	964-5	6" to 3'	KC TC TCX FS MT	
Horizontal "U" Ladder	915-25	6" to 3'	KC TCX MT	Stationary option
Inverted Horizontal Loop Ladder	604-5	6" to 3'	KC TCX MT	
Orbit Climber	944-5	6" to 3'	KC TCX FS MT	
Rocking Hover Beam	790-5	6" to 3'	KC TCX FS MT	
Rocking Hover Beam- 12' long (not shown)	789-5	6" to 3'	KC TCX FS MT	Stationary option
Serpent Trek™ - 8'	722-5	6" to 3'	KC TCX FS	
Serpent Trek™ - 12' (not shown)	722-125	6" to 3'	KC TCX FS	
Single Horizontal Rail	945-5	6" to 3'	KC TCX FS MT	Stationary option
Single Rail "S" Shape (not shown)	951-5	6" to 3'	KC TCX FS MT	
Single Rail "U" Shape (not shown)	951-25	6" to 3'	KC TCX FS MT	
Sky Wheels - Double	776-85	6" to 3'	KC TCX FS MT	
Sky Wheels - Triple (not shown)	776-5	6" to 3'	KC TCX FS MT	Stationary option
Sky Wheels - Single (not shown)	714-775	6" to 2'	KC	
Swing Rings	973-5	6" to 3'	KC TCX FS MT	Stationary option
Swing Ring Climber in 90° (not shown)	971-5	6" to 3'	KC TCX FS MT	
Overhead Rope Climber	764-5	6" to 3'	KC TCX FS MT	Stationary option
Therapeutic Handrings	846-5	-	KC TCX FS	

KC Kids' Choice®
TC Tots' Choice®
NX Nexus®
MT Mega Tower®

TCT Tots' Choice® for Toddlers
XG Extreme Generation
TCX Tots' Choice® Expansion
FS Freestanding
CS Center Stage®

Kids' Choice® and Tots' Choice® Expansion models are 8' long unless otherwise noted. Tots' Choice® are 6' long unless otherwise noted. Climbers attached to decks higher than 5' are for 5-12 year olds.



Little Dipper
902

Pegasus® 4M **442-4**
Web Bridge Climber - 4' deck to 4M Webscape™ Pegasus® **614-4**



Horseshoe Climber
767-5



Cargo Climb Over - 8'
845-685



Round Up Climber
714-858-5



Dipped Overhead Glider
714-753-185



Grip-N-Glide
918-25




Overhead Glider
753-85

PRODUCT	PRODUCT NUMBER	AGES	ATTACHMENT RANGE	COMPATIBILITY	NOTES
Pegasus® 4M	442-4	5-12	-	FS	
Web Bridge Climber - 4' deck to 4M Webscape™ Pegasus®	614-4	5-12	4'	KC TCX MT	
Little Dipper	902	5-12	4' to 6'6"	KC TCX	
Horseshoe Climber	767-5	2-12	4' or less	FS KC TCX	
Straight Climber (not shown)	766	2-12	3'	KC TCX	
Cargo Climb Over - 8'	845-685	5-12	4' or less	FS KC TC TCX	
Cargo Climb Over - 4' (not shown)	845-645	5-12	4' or less	FS KC TC TCX	
Round Up Climber	714-858-5	5-12	-	FS KC	
Dipped Overhead Glider	714-753-185	5-12	6" to 2'	FS KC	
Grip-N-Glide	918-25	5-12	6" to 3'	FS KC TCX MT	Double or Triple
Overhead Glider	753-85	5-12	6" to 2'	FS KC TC TCX MT	8', 10', 12' or 16' long

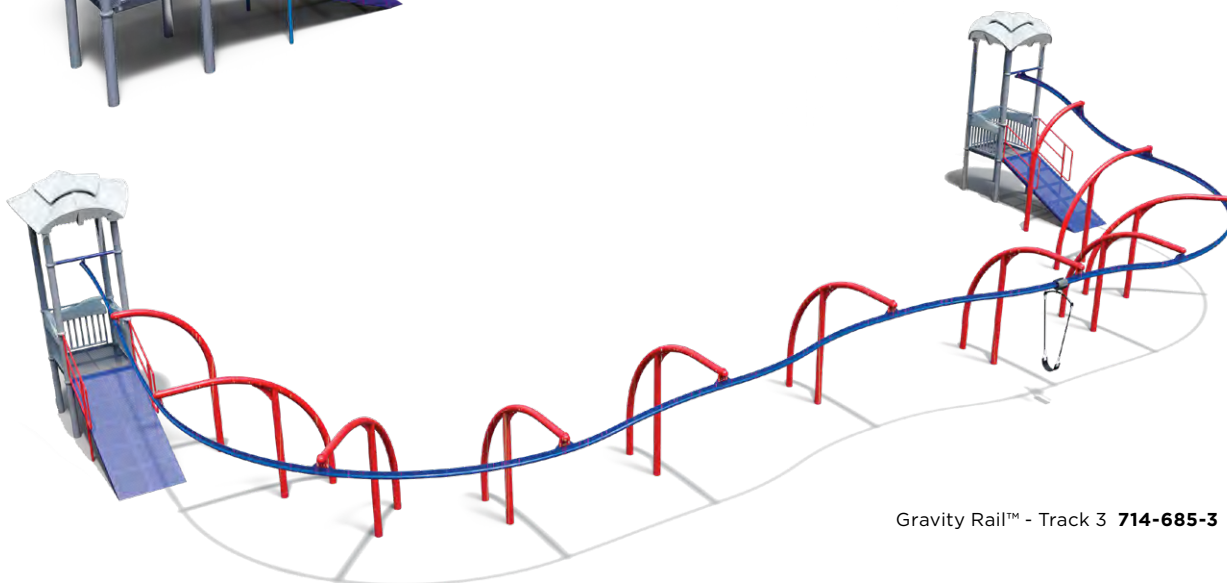




Gravity Rail™ - Track 1 **714-685-1**



Gravity Rail™ - Track 2 **714-685-2**



Gravity Rail™ - Track 3 **714-685-3**

ALL TRACKS

- Attaches to a freestanding square 48" deck.
- Barriers and enclosures must be added to the landings, based on the configuration, to close any open areas.
- Roof optional

PRODUCT	PRODUCT NUMBER	AGES	ATTACHMENT RANGE	TRACK LENGTH	RIDE LENGTH
Gravity Rail™ Track 1	714-685-1	5-12	4'	104'	89'
Gravity Rail™ Track 2	714-685-2	5-12	4'	79'	64'
Gravity Rail™ Track 3	714-685-3	5-12	4'	128'	113'

*Decks, roofs, posts, and additional enclosures sold separately

KC Kids' Choice®
TC Tots' Choice®
NX Nexus®
MT Mega Tower®

TCT Tots' Choice® for Toddlers
XG Extreme Generation
TCX Tots' Choice® Expansion
FS Freestanding
CS Center Stage®


Kids' Choice® and Tots' Choice® Expansion models are 8' long unless otherwise noted. Tots' Choice® are 6' long unless otherwise noted. Climbers attached to decks higher than 5' are for 5-12 year olds.



"S" Handing Bridge - KC to Nexus®
601-S



Overhead Connexion to Nexus®
601-2



Step Connexion
714-601-1



Rocking Handles with Ball Pole
466-308




Curved Mira-Lene™ Climber
466-200



Standing Spinner
466-305-72



Sitting Spinner
466-304-72




Hanging Wheels with Spiral Pole
466-307



Xcalator
466-201-1



Bubble Climber
466-201-2




Center Headers with Net
466-306




Chameleon™ II Slide for Nexus®
466-670-1

PRODUCT	PRODUCT NUMBER	ATTACHMENT RANGE	COMPATIBILITY
"S" Handing Bridge - KC to Nexus®	601-S	6" to 3'	KC FS MT
Overhead Connexion to Nexus®	601-2	6" to 3'	KC FS TCX MT
Step Connexion	714-601-1	3'	NX KC MT
Rocking Handles with Ball Pole	466-308	-	FS NX
Curved Mira-Lene™ Climber	466-200	-	FS NX
Standing Spinner	466-305-72	-	FS NX
Sitting Spinner	466-304-72	-	FS NX
Hanging Wheels with Spiral Pole	466-307	-	FS NX
Xcalator	466-201-1	-	NX
Bubble Climber	466-201-2	-	NX
Center Headers with Net	466-306	-	NX
Chameleon™ II Slide for Nexus®	466-670-1	-	FS NX






Straight Crawl Tube - 30" dia.
743



Steel-Vue Crawl Tube - 30" dia.
743M



Straight Crawl Tube - 24" dia.
865-4



"S" Crawl Tube - 30" dia.
745



Inclined Crawl Tube with 2' Rise - 30" dia.
873



Dip Crawl Tube - 30" dia.
872D




Hip Crawl Tube - 30" dia.
872H



"L" Crawl Tube - 30" dia.
744



5' Inclined Crawl Tube with 3' Rise - 30" dia.
873-5



Offset Crawl Tube - 30" dia.
871



"S" Crawl Tube - 24" dia.
894-4

PRODUCT	PRODUCT NUMBER	ATTACHMENT RANGE	COMPATIBILITY	LENGTHS	NOTES
Straight Crawl Tube - 30" dia.	743	6' to 6'6"	KC TCX FS MT	4', 6', 8'	
Steel-Vue Crawl Tube - 30" dia.	743M	6' to 6'6"	KC TCX FS MT	3', 4', 5'8" and 7'8"	
Straight Crawl Tube - 24" dia.	865-4	6' to 6'6"	TC FS TCT	3'	
"S" Crawl Tube - 30" dia.	745	6' to 6'6"	KC TCX MT	6' and 9'	
Inclined Crawl Tube with 2' Rise - 30" dia.	873	6' to 6'6"	KC TCX	8', 10' and 12'	
Dip Crawl Tube - 30" dia.	872D	6' to 6'6"	KC TCX	8', 10' and 12'	
Hip Crawl Tube - 30" dia.	872H	6' to 6'6"	KC TCX FS MT	8', 10' and 12'	
"L" Crawl Tube - 30" dia.	744	6' to 6'6"	KC TCX MT	3' (KC only), 6', and 9'	Available left or right
5' Inclined Crawl Tube with 3' Rise - 30" dia.	873-5	6' to 6'6"	KC TCX	-	
Offset Crawl Tube - 30" dia.	871	6' to 6'6"	KC TCX MT	8', 10' and 12'	Available left or right
"S" Crawl Tube - 24" dia.	894-4	6' to 6'6"	TC TCT (8' only)	12'	Available left or right
Straight Crawl Tube - 24" dia. (not shown)	859-4	6' to 6'6"	TC TCT	6'	
"L" Crawl Tube - 24" dia. (not shown)	977-4	6' to 6'6"	TC FS TCT	4'	Available left or right
"L" Crawl Tube - 24" dia. (not shown)	891-4	6' to 6'6"	TC TCT	8'	Available left or right
"L" Crawl Tube - 24" dia. (not shown)	892-4	6' to 6'6"	TC TCT	12'	Available left or right

KC Kids' Choice®
TC Tots' Choice®
NX Nexus®
MT Mega Tower®
TCT Tots' Choice® for Toddlers
XG Extreme Generation
TCX Tots' Choice® Expansion
FS Freestanding
CS Center Stage®

Kids' Choice® and Tots' Choice® Expansion models are 8' long unless otherwise noted. Tots' Choice® are 6' long unless otherwise noted. Climbers attached to decks higher than 5' are for 5-12 year olds.



Chameleon™ II Slide - 4'
670



Chameleon™ II Slide - 8'
670



Chameleon™ II Spiral Slide - 8'
670-8



Double Entry Chameleon™ II Slide
670-M2



Triple Entry Chameleon™ II Slide
670-M3

PRODUCT	PRODUCT NUMBER	ATTACHMENT RANGE	COMPATIBILITY	NOTES
Chameleon™ II Slide	670	2'6" to 8'	KCTCTCX	Vortex Canopy available
Chameleon™ II Spiral Slide - 8'	670-8	8'	KCTC	Left or right available
Chameleon™ II Spiral Slide - 9' (not shown)	714-670-9*	9'	KC	Left or right available
Double Entry Chameleon™ II Slide	670-M2	2'6" to 8'	KCTC	
Triple Entry Chameleon™ II Slide	670-M3	3'6" to 8'	KC	

*Multiple options available. Contact your local Miracle Recreation representative for more information.



360° Typhoon™ II Slide
748



405° Typhoon™ Slide
749



270° Typhoon™ II Slide
675



855° Typhoon™ Slide
769



630° Typhoon™ Slide
759

PRODUCT	PRODUCT NUMBER	ATTACHMENT RANGE	COMPATIBILITY	NOTES
360° Typhoon™ II Slide	748	4', 5', 6', 6'6"	KC TC TCX MT	Vortex Barrel shown
405° Typhoon™ Slide	749	4', 5', 6', 6'6"	KC TC TCX MT	Vortex Barrel shown
270° Typhoon™ II Slide	675	3', 4', 5'	KC TC TCX MT	Vortex Barrel shown
855° Typhoon™ Slide (not shown)	769	6' to 6'6"	KC TCX	
855° Typhoon™ Slide	769	8', 10'	KC MT	Vortex Barrel shown
630° Typhoon™ Slide	759	5', 6', 6'6"	KC TC TCX MT	Miracle® Exclusive Barrel and Canopy shown and Vortex Barrel available

Vortex Barrel 'U Model' Typhoon Slides are only available in KC

KC Kids' Choice®
TC Tots' Choice®
NX Nexus®
MT Mega Tower®
TCT Tots' Choice® for Toddlers
XG Extreme Generation
TCX Tots' Choice® Expansion
FS Freestanding
CS Center Stage®

Kids' Choice® and Tots' Choice® Expansion models are 8' long unless otherwise noted. Tots' Choice® are 6' long unless otherwise noted. Climbers attached to decks higher than 5' are for 5-12 year olds.



City Park Series - Stainless Steel
Single Wide Slide **610**



City Park Series - Stainless Steel
360° Whirlwind™ II Slide **879-69**



City Park Series - Stainless Steel
Toboggan™ Ski Slide **747-3**



City Park Series - Stainless Steel Toboggan™ Slide
746



City Park Series - Stainless Steel Toboggan™ Wave Slide
746-W6



XGEN Hex Tower Slide
714-742-124



XGEN ADA Tower Slide
714-742-16L



XGEN Quad Center Stage® Tower Slide
714-742-125

PRODUCT	PRODUCT NUMBER	ATTACHMENT RANGE	COMPATIBILITY	NOTES
City Park Series - Stainless Steel Single Wide Slide	610	3', 4', 8'	KC TCX	
City Park Series - Stainless Steel Double Wide Slide (not shown)	611	3', 4', 8'	KC TCX MT	
City Park Series - Stainless Steel 360° Whirlwind™ II Slide	879-69	6'6"	KC TCX MT	
City Park Series - Stainless Steel Toboggan™ Ski Slide	747-3	3' and 5'	KC TCX MT	
City Park Series - Stainless Steel Toboggan™ Slide	746	5' and 6'6"	KC TCX MT	
City Park Series - Stainless Steel Toboggan™ Wave Slide	746-W6	6'6"	KC TCX MT	
XGEN Hex Tower Slide	714-742-124	12'	XG	Available left or right
XGEN ADA Tower Slide	714-742-16L	16'	XG	Available left only
XGEN Quad Center Stage® Tower Slide	714-742-125	12'	XG	Available left or right

WARNING!! Contact burn injuries can occur when metal play surfaces are located in direct sun. To avoid the risk of such burn injuries, the United States Consumer Product Safety Commission recommends in its "Handbook for Public Playground Safety" that metal play surfaces, such as stainless steel slides and bare or painted metal crawl tubes, should be placed/installed in shaded areas, and out of direct sunlight. The proper location of metal play surfaces must be addressed during the play area planning process.



315° Funnel Tunnel Slide (30" dia.)
742-81



420° Funnel Tunnel Slide (30" dia.)
742



“L” Tube Slide (24" dia.)
718-840-4



“L” Tube Slide (30" dia.)
740



Physics® Tube Slide
714-742-123L-65



“S” Tube Slide (30" dia.)
741-8



“S” Tube Slide LH (30" dia.)
714-742-143L



Straight Tube Slide (24" dia.)
718-978-4



Straight Tube Slide (30" dia.)
739



Straight Tube Slide (30" dia.)
714-742-141



Tube Slide w/ RH Turn (30" dia.)
714-742-14

PRODUCT	PRODUCT NUMBER	ATTACHMENT RANGE	COMPATIBILITY	NOTES
315° Funnel Tunnel Slide (30" dia.)	742-81	8'	KC TCX	Available left or right hand, with or without windows
420° Funnel Tunnel Slide (30" dia.)	742	10'	KC TCX MT	Available left or right hand, with or without windows
“L” Tube Slide (24" dia.)	718-840-4	5'	TC	Available left or right
“L” Tube Slide (30" dia.)	740	5', 6'6"	KC TCX	Available left or right, with or without windows
Physics® Tube Slide	714-742-123L-65	12'	MT	Available left or right
“S” Tube Slide (30" dia.)	741-8	8'	KC TCX MT	Available left or right hand, with or without windows
“S” Tube Slide LH (30" dia.)	714-742-143L	14'	MT	Available left or right
“S” Tube Slide LH (30" dia.) (not shown)	714-742-123L	12'	MT	Available left or right
Straight Tube Slide (24" dia.)	718-978-4	4'	TC	
Straight Tube Slide (30" dia.)	739	3', 4', 5', 6'6"	KC TCX	Available with or without windows
Straight Tube Slide (30" dia.)	714-742-141	14'	MT	12' (714-742-121) also available
Tube Slide w/RH Turn (30" dia.)	714-742-14	14'	MT	Available left or right
Tube Slide w/RH Turn (30" dia.) (not shown)	714-742-12	12'	MT	Available right only

KC Kids' Choice®
TC Tot's Choice®
NX Nexus®
MT Mega Tower®

TCT Tot's Choice® for Toddlers
XG Xtreme Generation
TCX Tot's Choice® Expansion
FS Freestanding
CS Center Stage®

Kids' Choice® and Tot's Choice® Expansion models are 8' long unless otherwise noted. Tot's Choice® are 6' long unless otherwise noted. Climbers attached to decks higher than 5' are for 5-12 year olds.



All equipment with this icon are our top inclusive recommendations to create Miracle Playgrounds for All.

**SLIDES: TUBE
Play Components**



Avalanche Inclusive Slide
714-682-5



Big Timber® Hollow Log Slide
966-1S



Bump and Glide Slide
728*



Bunny Hill Slide with Canopy
714-736



Dupli-Gator Slide
771-6S



Groove II Slide
638*

PRODUCT	PRODUCT NUMBER	ATTACHMENT RANGE	COMPATIBILITY	NOTES
Avalanche Inclusive Slide with Bars Barrier	714-682-5	5'	KC	Mesh Barrier available 714-682-51
Big Timber® Hollow Log Slide	966-1S	6'6"	KC TCX MT	
Bump and Glide Slide	728*	4', 4'6", 5', 5'6"	KC TC MT	
Bunny Hill Slide	714-736	3'	KC	
Dupli-Gator® Slide	771-6S	6', 6'6"	KC TC MT	
Groove II Slide	638*	4', 5', 6', 6'6", 8'	KC TC MT TCX	Vortex Canopy shown

*Multiple options available. Contact your local Miracle Recreation representative for more information.



"L" Slide
907-1



Mogul™ Slide
726



Roller Slide
714-645-14



Scale-n-Slide
825-8S



Side-by-Side Slide
700



Ski Slide 3'
718-874



Ski Slide 2'
910



Flippo™ Slide
770-6S

PRODUCT	PRODUCT NUMBER	ATTACHMENT RANGE	COMPATIBILITY	NOTES
"L" Slide	907-1	3'	KCTC TCX	Vortex Canopy available
Mogul™ Slide	726	4'6", 5', 5'6", 6'6", 8'	KCTC MT TCX	Vortex Canopy shown
Roller Slide	714-645-14	4'	KC MT	5' (714-645-15)
Scale-n-Slide	825-8S	8'	KCTC TCX MT	
Side-by-Side Slide	700	3'	KCTC	
Ski Slide 3'	718-874	3'	TC	
Ski Slide 2'	910	2'	KCTC TCX MT	
Flippo™ Slide	770-6S	6'6"	KC TCX	

KC Kids' Choice®
TC Tots' Choice®
NX Nexus®
MT Mega Tower®

TCT Tots' Choice® for Toddlers
XG Extreme Generation
TCX Tots' Choice® Expansion
FS Freestanding
CS Center Stage®

Kids' Choice® and Tots' Choice® Expansion models are 8' long unless otherwise noted. Tots' Choice® are 6' long unless otherwise noted. Climbers attached to decks higher than 5' are for 5-12 year olds.



Translucent Lexan Sensory Panels



Sensory Panel Textured
Star Circle
713-11B




Sensory Panel Textured
Square Oval
713-13B




Sensory Panel Textured
Triangle Hexagon
713-12B

Perforated Steel Sensory Panels



Textured Square Oval
Perforated Panel
713-14B



Textured Triangle Hexagon
Perforated Panel
713-16B




Textured Star Circle
Perforated Panel
713-15B



Translucent Lexan Panel Colors

Colors and textures subject to change.



3 Textured-Shape Set Options


Colors and textures subject to change.
Shape sets available for all Sensory Panels.



Star Circle
Available in red/green only



Square Oval
Available in purple/blue only




Triangle Hexagon
Available in orange/yellow only

PRODUCT	PRODUCT NUMBER	COMPATIBILITY	ABOVE DECK	BELOW DECK
Sensory Panel Textured Star Circle	713-11	KCTCTCXFSMT*	•	•
Sensory Panel Textured Triangle Hexagon	713-12	KCTCTCXFSMT*	•	•
Sensory Panel Textured Square Oval	713-13	KCTCTCXFSMT*	•	•
Textured Square Oval Perforated Panel	713-14	KCTCTCXFSMT*	•	•
Textured Star Circle Perforated Panel	713-15	KCTCTCXFSMT*	•	•
Textured Triangle Hexagon Perforated Panel	713-16	KCTCTCXFSMT*	•	•

*Mega Tower versions of the Textured Perforated Panels are for ages 5-12 (5-12 CSA) and available above deck only. All Sensory Panels are our Top Inclusive recommendations to create Miracle Playgrounds for All.



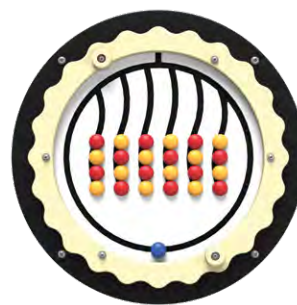
Magical Music Panel Insert
714-715-206*



Very Buried Panel Insert
714-715-203



Funhouse Panel Insert
714-715-202



Four-the-Win Panel Insert
714-715-205



Hypnotize Panel Insert
714-715-201



A-maze-ing Panel Insert
714-715-204



Slide & Solve Panel Insert
714-715-207

PRODUCT	PRODUCT NUMBER	COMPATIBILITY	NOTES	ABOVE DECK	BELOW DECK
Magical Music Panel Insert	714-715-206	KC TC T CX	Create your own music in mode setting or listen to preselected songs	•	•
Very Buried Panel Insert	714-715-203	KC TC T CX	Rotate the sphere to reveal objects buried beneath a layer of pebbles.	•	•
Funhouse Panel Insert	714-715-202	KC TC T CX	Turn the indented funhouse mirror to warp your reflection.	•	•
Four-the-Win Panel Insert	714-715-205	KC TC T CX	Try to match four caps in a row for the win.	•	•
Hypnotize Panel Insert	714-715-201	KC TC T CX	Experience a dizzying optical illusion when you spin the outer ring.	•	•
A-maze-ing Panel Insert	714-715-204	KC TC T CX	Rotate the outer ring to send the metal ball to the center and back.	•	•
Slide & Solve Panel Insert	714-715-207	KC TC T CX	Shift a series of tiles vertically and horizontally to solve the puzzle.	•	•

*Posts and panel frame sold separately. All Interactive Panels are our Top Inclusive recommendations to create Miracle Playgrounds for All.

KC Kids' Choice®
TC Tots' Choice®
NX Nexus®
MT Mega Tower®

TCT Tots' Choice® for Toddlers
XG Extreme Generation
TCX Tots' Choice® Expansion
FS Freestanding
CS Center Stage®

Kids' Choice® and Tots' Choice® Expansion models are 8' long unless otherwise noted. Tots' Choice® are 6' long unless otherwise noted. Climbers attached to decks higher than 5' are for 5-12 year olds.

PLAY PANELS: INTERACTIVE Play Components



Animal Panel
715-17



Calypso 2 Drum 1/2 Panel
715-13HB



Calypso 3 Drum Panel
715-13



Chime Panel
975-3B



Electronic Piano Panel
715-16



Magic Ball Popper Panel
760



Sight-n-Sound Interactive Panel
756



Xylophone
975-4B



Alex's Lemonade Stand Foundation is a non-profit organization dedicated to curing childhood cancer, one cup at a time. For every Alex's Lemonade Stand panel sold, Miracle will donate \$100 to the foundation to fund new treatments and potential cures that make a difference for children living with cancer.

Alex's Lemonade Stand Panel
714-713-9B



Double Pod Seat
714-817-4B



Double Stump Seat
714-817-6B



Bench Panel
817-2B



Sand and Water Table
762B



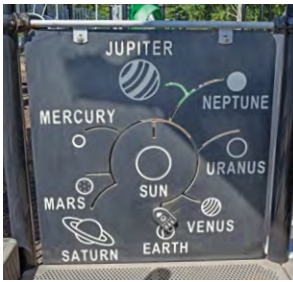
Wall with Seat (2 shown)
817B



Sit N' See Panel
966-2

PRODUCT	PRODUCT NUMBER	COMPATIBILITY	ABOVE DECK	BELOW DECK
Animal Panel	715-17	KC TC TCX	•	•
Calypso 2 Drum 1/2 Panel	715-13HB	KC TC TCX		•
Calypso 3 Drum Panel	715-13	KC TC TCX	•	•
Chime Panel	975-3	KC TC TCX	•	•
Electronic Piano Panel	715-16	KC TC TCX	•	•
Magic Ball Popper Panel	760	KC TCX	•	•
Sight-N-Sound Interactive Panel	756	KC TCX	•	•
Xylophone	975-4B	KC TCX		•
Double Pod Seat	714-817-4B	KC		•
Single Pod Seat (not shown)	714-817-3B	KC		•
Double Stump Seat	714-817-6B	KC		•
Single Stump Seat (not shown)	714-817-5B	KC		•
Bench Panel	817-2B	KC TC TCX		•
Alex's Lemonade Stand Panel	714-713-9B	KC TC TCX		•
Sand and Water Table	762B	KC TC TCX		•
Wall with Seat (2 shown)	817B	KC TCX		•
Sit N' See Panel	966-2	KC TCX	•	•





Space Panel
617




How Tall RU Panel
633



Puppet Stage Panel
713-2B



Door Panel
713-5B



5' Jump Panel
715-5



Alphabet Panel
715-1



Sign Language Panel
715-10



Spanish Panel
715-11



Calculator Panel
715-4



Chinese Panel
715-15



Bank Teller Panel
713-6B



Braille Panel
715-12



Flat Mirror Panel
980-5



Bus Stop Bench Panel
715-6B



Finger Maze Panel
715-2



Crawl Thru Panel
876B

PRODUCT	PRODUCT NUMBER	COMPATIBILITY	NOTES	ABOVE DECK	BELOW DECK
Space Panel	617	KCTCTCX		•	•
How Tall RU Panel	633	KCTCTCX		•	•
Puppet Stage Panel	713-2B	KCTCTCX	TCT (below deck only)	•	•
Window Panel (not shown)	713-3B	KCTCTCX TCT		•	•
Door Panel	713-5B	KCTCTCX		•	•
5' Jump Panel	715-5	KCTCTCX FS	3' also available	•	•
Alphabet Panel	715-1	KCTCTCX TCT		•	•
Sign Language Panel	715-10	KCTCTCX		•	•
Spanish Panel	715-11	KCTCTCX		•	•
Calculator Panel	715-4	KCTCTCX		•	•
Chinese Panel	715-15	KCTCTCX		•	•
Bank Teller Panel	713-6B	KCTCTCX		•	•
Storefront Panel (not shown)	713-7B	KCTCTCX		•	•
Braille Panel	715-12	KCTCTCX TCT		•	•
Flat Mirror Panel	980-5	KCTCTCX		•	•
Convex Mirror Panel (not shown)	980-4	KCTCTCX		•	•
Bus Stop Bench Panel	715-6B	KCTCTCX		•	•
Finger Maze Panel	715-2	KCTCTCX TCT		•	•
Crawl Thru Panel	876B	KCTCTCX		•	•

KC Kids' Choice®
TC Tots' Choice®
NX Nexus®
MT Mega Tower®
TCT Tots' Choice® for Toddlers
XG Extreme Generation
TCX Tots' Choice® Expansion
FS Freestanding
CS Center Stage®

Kids' Choice® and Tots' Choice® Expansion models are 8' long unless otherwise noted. Tots' Choice® are 6' long unless otherwise noted. Climbers attached to decks higher than 5' are for 5-12 year olds.



Roller Racer 1/2 Panel
714-9HB



Fire Truck 1/2 Panel
714-2HB




Sliding Tile Panel
761-4



Taxi Cab Panel
714-5



Park Ranger Panel
714-1



Race Car Panel
714-8



Police Car Panel
714-3



Train Engine Panel
714-4



Pilot Panel
714-7



Pilot Panel with Window
714-6



30° Look-Out Bubble Panel
875-30



Piston Panel
761-2



Gear Panel
761-3



Clock Panel
904



Marble Race Panel
983-1



Critter Puzzle Panel
763-1

PRODUCT	PRODUCT NUMBER	COMPATIBILITY	ABOVE DECK	BELOW DECK
Roller Racer 1/2 Panel	714-9HB	KCTCTCX		•
Fire Truck 1/2 Panel	714-2HB	KCTCTCX		•
Police Car 1/2 Panel (not shown)	714-3HB	KCTCTCX		•
Sliding Tile Panel	761-4	KCTCTCX	•	•
Taxi Cab Panel	714-5	KCTCTCX	•	•
Park Ranger Panel	714-1	KCTCTCX	•	•
Race Car Panel	714-8	KCTCTCX	•	•
Police Car Panel	714-3	KCTCTCX	•	•
Train Engine Panel	714-4	KCTCTCX	•	•
Pilot Panel	714-7	KCTCTCX	•	•
Pilot 1/2 Panel (not shown)	714-7HB	KCTCTCXCT		•
Pilot Panel with Window	714-6	KCTCTCX	•	•
30° Look-Out Bubble Panel	875-30	KCTCTCX	•	•
Piston Panel	761-2	KCTCTCX	•	•
Gear Panel	761-3	KCTCTCX	•	•
Clock Panel	904	KCTCTCX	•	•
Marble Race Panel	983-1	KCTCTCX	•	•
Critter Puzzle Panel	763-1	KCTCTCXCT	•	•





Tic-Tac-Toe Panel
763-2



3 Letter Word Speller Panel
763-3



Dinosaur Panel
763-4



Planet Panel
763-5



Observation Deck w/ Extended Wheel
714-849-6



Command Post
992-26




Kids' Perch™ w/ Extended Wheel
992-69A



City Park Series
Steel Door Panel
602-12B



City Park Series
Tic-Tac-Toe Steel Panel
602-10B



City Park Series
Crawl Thru Steel Panel
714-602-6B



City Park Series
Steel Steering Wheel Panel
602-15B



City Park Series
Steel Window Panel **602-11**



City Park Series
Steel Counter Panel **602-13B**



City Park Series
Valance Panel **602-14B**

PRODUCT	PRODUCT NUMBER	COMPATIBILITY	ABOVE DECK	BELOW DECK
Tic-Tac-Toe Panel	763-2	KCTCTCX	•	•
3 Letter Word Speller Panel	763-3	KCTCTCX	•	•
Dinosaur Panel	763-4	KCTCTCX	•	•
Planet Panel	763-5	KCTCTCX	•	•
Observation Deck with Extended Wheel	714-849-6	KC	•	
Command Post	992-26	KCTCX	•	
Kids' Perch™ with Extended Wheel	992-69A	KCTCX	•	
City Park Series - Steel Door Panel	602-12B	KCTCTCTCT		•
City Park Series - Tic-Tac-Toe Steel Panel	602-10B	KCTCTCX	•	•
City Park Series - Crawl Thru Steel Panel	714-602-6B	KC		•
City Park Series - Steel Steering Wheel Panel	602-15B	KCTCX	•	•
City Park Series - Steel Window Panel	602-11	KCTCTCTCT	•	•
City Park Series - Steel Counter Panel	602-13B	KCTCTCX		•
City Park Series - Valance Panel	602-14B	KCTCTCX		•

KC Kids' Choice®
TC Tots' Choice®
NX Nexus®
MT Mega Tower®
TCT Tots' Choice® for Toddlers
XG Extreme Generation
TCX Tots' Choice® Expansion
FS Freestanding
CS Center Stage®

Kids' Choice® and Tots' Choice® Expansion models are 8' long unless otherwise noted. Tots' Choice® are 6' long unless otherwise noted. Climbers attached to decks higher than 5' are for 5-12 year olds.



Physics® Lean Out
Enclosure with Seat
714-665-1



Physics® Lean Out
Enclosure with Bubble
714-665-3



Physics® Lean Out Enclosure
714-665-6



Full Enclosure with Seat
714-830-1



Full Mira-Lene™ Jungle Panel
714-830-5




Lean-Out Enclosure
714-830-6



Spacecraft Command Module
714-830-9



30° Lookout Panel
with Upper Enclosure
714-830-3



View Extension Cage
714-830-10
714-830-10A
714-830-10T



Spacecraft Panel
714-830-11



Full Wall Enclosure
714-830-12



Big Timber® Fence Post Panel
with Upper Enclosure
714-830-4

PRODUCT	PRODUCT NUMBER	COMPATIBILITY	ABOVE DECK
Physics® Lean-Out Enclosure with Seat	714-665-1	MT	•
Physics® Lean-Out Enclosure with Bubble	714-665-3	MT	•
Physics® Lean-Out Enclosure	714-665-6	MT	•
Full Enclosure with Seat	714-830-1	MT	•
Full Mira-Lene™ Jungle Panel	714-830-5	MT	•
Lean-Out Enclosure	714-830-6	MT	•
Spacecraft Command Module	714-830-9	MT	•
30° Lookout Panel with Upper Enclosure	714-830-3	MT	•
View Extension Cage	714-830-10	MT	•
View Extension Custom Panel	714-830-10A	MT	•
View Extension Crawl Tube Elbow	714-830-10T	MT	•
Spacecraft Panel	714-830-11	MT	•
Full Wall Enclosure	714-830-12	MT	•
Big Timber® Fence Post Panel with Upper Enclosure	714-830-4	MT	•





Wall Enclosure
816



Wire Mesh Enclosure
816-1



Big Timber® Fence Post Panel
966-3




Nature Wall Enclosure
816-R1



Observation Deck®
714-849



Lookout Tower
992-2



Kids' Perch
992-9



Bar Wave Barrier
714-816W



Mesh Wave Barrier
714-816-1W

PRODUCT	PRODUCT NUMBER	COMPATIBILITY	ABOVE DECK	BELOW DECK
Wall Enclosure	816	KC TC TCX	•	•
Wire Mesh Enclosure	816-1	KC TC TCX	•	•
Big Timber® Fence Post Panel	966-3	KC TCX	•	•
Nature Wall Enclosure	816-R1	KC TCX	•	•
Observation Deck®	714-849	KC	•	•
Lookout Tower	992-2	KC TCX	•	•
Kids' Perch	992-9	KC TCX	•	•
Bar Wave Barrier	714-816W	KC	•	•
Mesh Wave Barrier	714-816-1W	KC	•	•

KC Kids' Choice®
TC Tots' Choice®
NX Nexus®
MT Mega Tower®
TCT Tots' Choice® for Toddlers
XG Extreme Generation
TCX Tots' Choice® Expansion
FS Freestanding
CS Center Stage®

Kids' Choice® and Tots' Choice® Expansion models are 8' long unless otherwise noted. Tots' Choice® are 6' long unless otherwise noted. Climbers attached to decks higher than 5' are for 5-12 year olds.



Fire Truck Panel, Front
714-655-1




Fire Truck Panel, Rear
714-655-3



Fire Truck Panel, Door
714-655-2



Fire Truck Panel
714-2



Fire Truck Ladder
714-655-8



Ship's Cannonball Panel
988-3L / 988-3R



Ship's Wave Panel
988-5L / 988-5R



Ship's Anchor Panel
988-1



Ship's Cabin Window Panel
988-2



Ship's Fish Panel
988-4L / 988-4RB



Castle Door Panel
768-1B



Castle Window Panel
768-2B



Castle Turret Top Panel
768-5



Castle Wall Panel
768-3



Castle Turret Panel
768-4



Train Cab Full Window Panel
714-646-1



Train Front Wheel Panel
714-646-2B



Train Wheel Panel
714-646-3B



Train Coal Car - 6 different panels shown in order
714-646-6T, 7T, 8T, 6B, 7B, 8B

PRODUCT	PRODUCT NUMBER	COMPATIBILITY	ATTACHMENT RANGE	ABOVE DECK	BELOW DECK
Fire Truck Panel, Front	714-655-1	KC	1'6"	•	
Fire Truck Panel, Rear	714-655-3	KC	1'6"	•	
Fire Truck Panel, Door	714-655-2	KC	1'6"	•	
Fire Truck Panel	714-2	KCTCTCX	6" to 8'	•	•
Fire Truck Ladder	714-655-8	KC	1'6"		
Ship's Cannonball Panel (available left and right)	988-3L*, 988-3R*	KCTCTCXCT	6" to 8'	•	•
Ship's Wave Panel (available left and right)	988-5L*, 988-5R*	KCTCTCXCT	6" to 8'	•	•
Ship's Anchor Panel	988-1	KCTCTCXCT	6" to 8'	•	•
Ship's Cabin Window Panel	988-2	KCTCTCXCT	6" to 8'	•	•
Ship's Fish Panel (available left and right)	988-4L*, 988-4R*	KCTCTCXCT	6" to 8'	•	•
Castle Door Panel	768-1B	KCTCX			•
Castle Window Panel	768-2B	KCTCX			•
Castle Turret Top Panel	768-5	KCTCX	6" to 5'	•	
Castle Wall Panel	768-3	KCTCX	6" to 8'	•	•
Castle Turret Panel	768-4	KCTCX	6" to 8'	•	•
Train Cab Full Window Panel	714-646-1	KC	6" to 7'		
Train Wheel Panel - Front	714-646-2B	KC			•
Train Wheel Panel	714-646-3B	KC			•
Train Coal Car - Above Deck Panels	714-646-6T, 7T, 8T	KC	6" to 8'	•	
Train Coal Car - Below Deck Panels	714-646-6B, 7B, 8B	KC			•

*Multiple options available. Contact your local Miracle Recreation representative for more information.



Tot Table
715-8B



Loop Seat
817-1B



Delight-O-Scope Telescope
961-1



Delight-O-Scope Binoculars
961-2



Steering Wheel
900-P1



Bell
796-P1



Fun Fone™
994



Tornado
784-72



Balance Chain
911-T



Treehouse Table for Octagon Deck
714-725-9



Rodeo
640

PRODUCT	PRODUCT NUMBER	COMPATIBILITY
Tot Table	715-8B	KCTCX
Loop Seat	817-1B	KCTCX
Delight-O-Scope Telescope	961-1	KCTCFS
Delight-O-Scope Binoculars	961-2	KCTCFS
Steering Wheel	900-P1	KCTCTCX
Bell	796-P1	KCTCTCX
Fun Fone™ (below deck only)	994*	TC TCX
Fun Fone™ (above deck and below deck)	994*	KC
Tornado	784-72	KC FS
Balance Chain	911-T	KCTCTCX
Treehouse Table for Octagon Deck	714-725-9	CS
Rodeo	640	KCTCTCX

*Multiple options available. Contact your local Miracle Recreation representative for more information.

KC Kids' Choice®
TC Tots' Choice®
NX Nexus®
MT Mega Tower®
TCT Tots' Choice® for Toddlers
XG Extreme Generation
TCX Tots' Choice® Expansion
FS Freestanding
CS Center Stage®

Kids' Choice® and Tots' Choice® Expansion models are 8' long unless otherwise noted. Tots' Choice® are 6' long unless otherwise noted. Climbers attached to decks higher than 5' are for 5-12 year olds.



Rocket Roof
714-833-8



Curved Shade Roof
w/Skull and Crossbones
*Shown with Curved Shade w/ Skull &
Crossbones and Extension*
714-606-3



Train Mesh Roof
with Arches
*Shown with Train Mesh Roof and Mesh
Roof with Arches Extension*
714-565-TRN




Big Timber®
Hex Leaf Roof
966-6




Big Timber®
Post Topper
620



Mesh Roof with 2 Arches
*Shown with Mesh Roof with
Arches and Extension*
714-565



Curved Shade Roof
*Shown with Curved Shade Roof
and Extension*
714-606-1



Physics® Roof
714-664-C7




Cheer Roof with Wave
714-681W



Cheer Roof
2 Shown
714-681



Perf. Steel Hexagon Roof
862-6




Perf. Steel Octagon Roof
862-8



Perf. Steel Heptagon Roof
Shown Cupola with Flag Pole
862-7



Perf. Steel Pentagon Roof
862-5



Perf. Steel Square Roof
862-4



Pentagon Pagoda Roof
714-862-51



Heptagon Pagoda Roof
714-862-71



Decagon Roof for
Pentagon Decks
714-799-5




Hexagon Treehouse Roof
730-6




Square Roof
861-4

PRODUCT	PRODUCT NUMBER	COMPATIBILITY	NOTES
Rocket Roof	714-833-8	KC MT	
Curved Shade Roof with Skull and Crossbones	714-606-3	KC	Extension sold separately 714-606-32
Train Mesh Roof with Arches	714-565-TRN	KC	Shown with Arch Mesh Roof Extension sold separately 714-565-1
Big Timber® Hex Leaf Roof	966-6	KC TCX FS	
Big Timber® Post Topper	620	KC TC TCX	
Mesh Roof with 2 Arches	714-565	KC FS	Extension sold separately 714-565-1
Curved Shade Roof	714-606-1	KC	Extension sold separately 714-606-12
Physics® Roof	714-664-C7	KC MT	
Cheer Roof with Wave	714-681W	KC	
Cheer Roof	714-681	KC	
Perf. Steel Hexagon Roof	862-6	KC TCX	Perf steel, recycled or combination available
Perf. Steel Octagon Roof	862-8	KC MT	Perf steel, recycled or combination available
Perf. Steel Heptagon Roof	862-7	KC MT	Perf steel, recycled or combination available, shown with Cupola and Flag Pole
Cupola	862-6C, 7C, 8C	-	Add to Perf. Steel Roof Hexagon, Octagon, or Heptagon
Cupola with Flag Pole	862-6CF, 7CF, 8CF	-	Add to Perf. Steel Roof Hexagon, Octagon, or Heptagon
Perf. Steel Pentagon Roof	862-5	KC	Recycled available
Perf. Steel Square Roof	862-4	KC TCX	Recycled available
Pentagon Pagoda Roof	714-862-51	KC	
Heptagon Pagoda Roof	714-862-71	KC MT	
Decagon Roof for Pentagon Decks	714-799-5	KC	
Hexagon Treehouse Roof	730-6	KC TC TCX FS MT	
Square Roof	861-4	KC TC TCX FS	



Triple Play™ Roof, Mid
866-1




Triple Play™ Roof Mid-Mid
866-2



Triple Play™ Roof End-End
866-3




Triple Play™ Roof End-Mid-End
866-4



Nature's Choice
High Pitch Roof for
Hexagon Deck
714-862-6R2



Nature's Choice Roof
for Hexagon Deck
714-862-6R1



Hex Wave Roof
with Topper
714-680-6C



Hex Wave Roof Topper
714-680-6T




Quad Wave Roof
with Topper
714-680-4C




XGEN ADA Mega Roof
714-687



XGEN Square Disc Roof
with XGEN Panels
714-688-4X



XGEN Hexagon Disc
Roof with XGEN Panels
714-688-6X



Disc Roof Quad
714-688-4



Hexagon Disc Roof
714-688-6

PRODUCT	PRODUCT NUMBER	COMPATIBILITY
Triple Play™ Roof, Mid	866-1	KC TCX FS
Triple Play™ Roof, Mid-Mid	866-2	KC TCX FS
Triple Play™ Roof, End-End	866-3	KC TCX FS
Triple Play™ Roof, End-Mid-End	866-4	KC TCX FS
Nature's Choice High Pitch Roof for Hexagon Deck	714-862-6R2	KC FS MT
Nature's Choice High Pitch Roof for Square Deck (not shown)	714-862-4R2	KC FS
Nature's Choice Roof for Hexagon Deck	714-862-6R1	KC TCX FS MT
Nature's Choice Roof for Square Deck (not shown)	714-862-4R1	KC TCX FS
Hex Wave Roof with Topper	714-680-6C	KC FS MT
Hex Wave Roof Topper	714-680-6T	KC
Quad Wave Roof with Topper	714-680-4C	KC FS
XGEN ADA Mega Roof	714-687	XG
XGEN Square Disc Roof with XGEN Panels	714-688-4X	XG
XGEN Hexagon Disc Roof with XGEN Panels	714-688-6X	XG
Disc Roof Quad	714-688-4	KC
Hexagon Disc Roof	714-688-6	KC

KC Kids' Choice®
TC Tots' Choice®
NX Nexus®
MT Mega Tower®

TCT Tots' Choice® for Toddlers
XG Extreme Generation
TCX Tots' Choice® Expansion
FS Freestanding
CS Center Stage®

Kids' Choice® and Tots' Choice® Expansion models are 8' long unless otherwise noted. Tots' Choice® are 6' long unless otherwise noted. Climbers attached to decks higher than 5' are for 5-12 year olds.



quality
innovate
safety
choices
durability

Miracle®
Advantage

Let us help you navigate the purchasing process.

What obstacles are you trying to overcome to make your

playground purchase? We are here to help you throughout the entire purchasing process: contact your local representative to find out more about these purchasing and funding options. You can also visit our website: Miracle-Recreation.com/planning



“As a public purchasing entity, we are looking for a simple and streamlined way to acquire your products. Do you offer cooperative purchasing?”

“We want to start raising funds for our playground project. How can I get started?”



**Funding
Resource
Center**



KaBOOM!

Miracle® is an official partner in play. Apply for a KaBOOM! Playful Cities playground grant to fund a playground in an underserved community.

**Funding
Resource
Center**

Funding Resource Center

If you need to raise funds to make your playground dream a reality, we can help! Our team of experts developed a series of industry-leading, step-by-step guides. Let us help you bring the power of play back to your community!



Make An Impact Foundation

Making an impact to end the crisis of play in America. The Make An Impact Foundation (MAIF) brings the voices of underprivileged children into the community by creating a project platform for the communities it serves. Through this partnership, our goal is to bring local sponsors and the community together to raise funds to build new playgrounds that will bring back the benefits of play and strengthen communities across America.

“ We are a government agency that wants to purchase direct from a government contract. Do you offer this option? ”



“ We want our playground equipment NOW. Is there a way I can finance my purchase and pay it off over time? ”



Marlin

Marlin is a direct lender providing financing to businesses so they can acquire new equipment and technology while preserving capital.



National Cooperative Leasing

If budget is ever a concern for your municipal playground purchase, you can take advantage of a government financing program through National Cooperative Leasing. NCL is the only Sourcewell-awarded vendor offering government financing programs to the cooperative membership.



Sourcewell

We are a proudly awarded contract holder with Sourcewell, a government-sourcing program that assists public agencies with the costs of their purchased goods by pooling purchasing power. Sourcewell members enjoy quality products, exceptional service, and nationally leveraged contract pricing. Contract #030117-LTS



GSA

Shop for Miracle® products electronically from the GSA Advantage website. Miracle® GSA #GS-03F-072GA

Certifications



- ISO 9001 Certification: The International Standards Organization is a network of national standard institutes from 146 countries that work in partnership with international organizations, governments, industry, business, and consumer representatives to develop universal standards for quality, environmental, and management processes.



- The space requirements in this catalog are shown to ASTM standards. Requirements for other standards may be different.



- European Norm EN-1176. Miracle® offers playgrounds that have been certified by TÜV Product Service, the recognized testing house designated by the European Union. This certification demonstrates compliance with the European Harmonized Standard for Commercial Play Equipment, EN 1176.



- The Miracle Recreation Equipment company has been certified to 14001:2015 for its environmental management system.



- IPEMA Member: Miracle® is a member in good standing of the International Play Equipment Manufacturer's Association (IPEMA), a member-driven international trade organization which represents and promotes an open market for manufacturers of play equipment.



- Canadian Welding Bureau Certified

- In the interest of playground safety, the International Play Equipment Manufacturers Association (IPEMA) provides a Third Party Certification Service whereby a designated independent laboratory, TÜV SÜD America Inc., (TÜV), validates an equipment manufacturer's certification of conformance to the ASTM F1487 Standard Consumer Safety Performance Specification for Playground Equipment for Public Use, except sections 7.1.1, 10, 13.1.1, 13.1.2, 13.2, and 13.3; to CAN/CSA Z614 Children's Playspaces and Equipment, except clauses 10 and 11; or both. A list of current validated products may be viewed at www.ipema.org.

- In the Interest of playground safety, the International Play Equipment Manufacturers Association (IPEMA) provides a Third Party Certification program whereby a designated independent laboratory, TÜV SÜD America Inc., (TÜV), validates a surfacing manufacturer's certification of conformance to ASTM F1292, Standard Specification for Impact Attenuation Under and Around Playground Equipment Performance Criterion, Section 4.2; ASTM F1292, Standard Specification for Impact Attenuation Under and Around Playground Equipment Performance Criterion (in its entirety); ASTM F3351, Standard Test Method for Impact Testing In Laboratory at Specified Test Height; and for an engineered wood fiber manufacturer its certification of conformance, also to ASTM F2075, Standard Specification for Engineered Wood Fiber for Use as a Playground Safety Surface Under and Around Playground Equipment; and for a Loose Fill Rubber manufacturer its certification of conformance, also to ASTM F3012, Standard Specification for Loose Fill Rubber for Use as a Playground Safety Surface under and around Playground Equipment. A list of current validated products, their thickness and critical height may be viewed at www.ipema.org.

Warranty

Miracle Recreation Equipment Company warrants its products against structural failure due to defects in materials and workmanship for the warranty periods and material categories prescribed below.

Buyer agrees that products sold by Miracle Recreation Equipment Company carry only the following warranties:

1. LIMITED WARRANTY FOR AS LONG AS YOU OWN THE PRODUCT: Aluminum deck posts, steel deck posts, VersaLok® fastening system, cast aluminum parts, and stainless steel hardware.
2. LIMITED FIFTEEN (15) YEAR WARRANTY: All rigid steel playground components, decks, steps, and weldments, rotationally molded and sheet plastic components, plastic lumber, roof panels, and stainless steel slides, except as otherwise specified below.
3. LIMITED TEN (10) YEAR WARRANTY: Fabric shade steel frames, and Shadesure™ and Colourshade FR fabrics (Note Exception: Limited Five (5) Year Warranty on Shadesure™ fabrics in colors Red, Yellow, Electric Purple, Zesty Lime, Cinnamon, and Olive.)
4. LIMITED EIGHT (8) YEAR WARRANTY:
 - Fiberglass signage, accessible swing seats, precast PolyFiberCrete or precast concrete products.
 - Play Terrain Synthetic Turf safety surfacing against deterioration of specified attenuation performance and appearance.
 - Integrated shade fabric and components against rot, UV deterioration and defects in materials and workmanship (Note Exception: Limited Three (3) Year Warranty for fabric in shades of red).
5. LIMITED FIVE (5) YEAR WARRANTY:
 - Heavy duty diamond barrier mesh and Kidrox™ Climbing Rocks.
 - Mira-Therm™ PVC coating and PE coating against cracking or peeling.
 - Park and Site Amenities (i.e. benches, tables, trash receptacles, etc.).
 - GFRP (Glass Fiber Reinforced Polymer) Products.
 - Steel core cable nets and rope fittings and connections (Note Exception: Warranty does not cover normal wear and tear such as fraying or facing of cable coating).
6. LIMITED THREE (3) YEAR WARRANTY: Flexible belting, plastic border timbers and accessories, and electronic panel speakers, sound chips, and circuit boards.
7. LIMITED ONE (1) YEAR WARRANTY:
 - Slashproof Swing Seats, 360° Bucket Tot Swing Seats, and Tuff Net no climbing mesh.
 - Pool slide support structures, stairways, landings and railings.
 - All other products, components and custom pieces that are not specifically listed above, including, without limitation, all moving parts, such as swing hangers and bearings, swivels, chains, whirls, springs and flexible components, and all high wear items, such as trolleys, cables, wheels, and bumper stops related to rail and cable ride products.

BUYER'S REMEDY: If any products prove defective or non-conforming under normal use and within the above-prescribed warranty periods and material categories, Buyer must promptly notify Miracle in writing at 878 E. Hwy 60, Monett, MO 65708 USA. Miracle does not warranty that any particular color will be available for any period of time, and reserves the right to discontinue any color for any reason, without recourse by the Purchaser or Owner of the discontinued color. Miracle may elect to inspect the alleged defect at Buyer's site or at Miracle's facility. Buyer shall not return products to Miracle unless authorized by Miracle to do so. Authorized returns must be properly packaged and shipped prepaid and insured, at Buyer's expense. Upon verification of warranty coverage, Miracle may elect, in its sole discretion, to repair defective or non-conforming products, or replace them by delivering products or part(s) of similar functionality free of charge to the site. Miracle's limited warranties do not cover the cost of labor to remove defective or non-conforming part(s) or to install repaired or replacement part(s). By use of these limited warranties, Buyer accepts their terms and limitations, and waives any rights it would otherwise have to claim or assert that such warranties fail of their essential purpose. Buyer agrees that venue for any court action to enforce these limited warranties shall be in Barry or Greene Counties in the State of Missouri.

LIMITATIONS: All warranty periods begin on the date of Miracle's invoice. Repaired and/or replacement part(s) are warranted only for the balance of the original limited warranty period. Warranties extend only to the original Buyer/end user for products purchased from Miracle or a Miracle authorized reseller, and are not transferrable.

Warranties apply only to Miracle products that are erected and installed in conformance with Miracle's installation instructions, and that are maintained and inspected in conformance with Miracle maintenance and operational instructions.

Warranties specifically do not cover Miracle products:

- for cosmetic damage or flaws occurring under normal use, such as surface scratches, minor chips, hairline cracks, dents, marring, efflorescence, color fade (except for shade fabric as noted above), discoloration, corrosion/rust, fraying, or warping of recycled plastic lumber;
- that have been modified, altered, or repaired by unauthorized third parties;
- that have not been used as designed or intended, or misused;
- to which non-Miracle parts have been added or substituted;
- that have been removed from their original location and re-installed elsewhere, without pre-approval by Miracle;
- or that have been damaged due to excessive wear and tear, vandalism, abnormal use, abuse, negligence, environmental factors (such as wind-blown sand, salt spray, or airborne emissions from industrial sources), extreme weather (such as hail, flooding, lightning, tornados, sandstorms, earthquakes, or wind storms), and acts of God.

THE FOREGOING LIMITED WARRANTY IS THE SOLE AND EXCLUSIVE WARRANTY FOR SELLER'S PRODUCTS, AND IS IN LIEU OF ALL OTHER WARRANTIES, EXPRESS OR IMPLIED, IN LAW OR IN FACT. SELLER SPECIFICALLY DISCLAIMS ALL OTHER WARRANTIES, EXPRESS OR IMPLIED, INCLUDING, WITHOUT LIMITATION, ALL IMPLIED WARRANTIES OF MERCHANTABILITY AND FITNESS FOR A PARTICULAR USE OR PURPOSE, AND ANY IMPLIED WARRANTIES ARISING OUT OF COURSE OF DEALING OR PERFORMANCE OR TRADE USAGE. SELLER SHALL NOT BE LIABLE FOR ANY INCIDENTAL, CONSEQUENTIAL, EXEMPLARY, SPECIAL, OR PUNITIVE DAMAGES, OR ANY LOSS OF REVENUE, PROFIT OR USE, ARISING OUT OF A BREACH OF THIS WARRANTY OR IN CONNECTION WITH THE SALE, INSTALLATION, MAINTENANCE, USE, OPERATION OR REPAIR OF ANY PRODUCT. IN NO EVENT WILL SELLER BE LIABLE FOR ANY AMOUNT GREATER THAN THE PURCHASE PRICE OF A DEFECTIVE PRODUCT.

Color Choices

Rock-ite® Plastic Colors


Roofs, Slides, Big Timber® Components, Crawl Tubes, Bongos™, Bumpers and Panels.



Red Yellow Tropical Yellow Orange Lime Chartreuse Green Forest Green



Teal Sky Cyan Blue Cobalt Lavender Plum Burgundy



Beige Brownstone Brown Dark Brown White Graystone Light Gray Gray Black (Roofs Only)

Miracle Swing Seat Colors



Yellow Red Royal Blue Forest Green Sand Black

Mira-Lene™ Panel Colors



Red-Sand Red-Yellow Yellow-Sand Yellow-Blue Yellow-Black Orange-Sand



Lime-Sand Forest Green-Sand Plum-Sand Blue-Sand Blue-Yellow Blue-White Cobalt-Sand



Beige-Forest Green Beige-Red Beige-Gray Dark Brown-Sand Gray-Black Black-White White-Black


Mira-Cote™ Powder-Coated Painted Metal Colors

Posts, Arches, Swings and Accents (Railings & Climbers).




Mira-Cote™ Antimicrobial Painted Metal Colors

This proprietary treatment helps minimize bacterial mold, algae growth and stains.



Mira-Therm™ Textured Colors

Mira-Therm coatings for Decks, Steps, Ramps, Bridges and Cargo Climbers are available in either orthophthalate-free Mira-Therm 2 (vinyl) or Mira-Therm PE (polyethylene)-based coatings with Antimicrobial enhancements.




Miracle® uses high quality materials and state of the art manufacturing processes. Commercial playgrounds and products are subjected to years of environmental and solar exposure. Such extreme exposure takes its toll on paints and pigments, and all colors will fade over time. So Miracle® does not warrant against color fading or discoloration. It is important to properly maintain your playground to ensure its longevity. Depending on environmental conditions at your location, the installation of fabric shade structures may help to delay fading and discoloration. Actual colors in catalog may vary due to four color printing process.


Color Choices

Shade Fabric Colors

SHADESURE™ Fabrics *Passes: NFPA 701 / ASTM-E84*




COLOURSHADE® Fire Retardant Fabrics *Passes: NFPA 701 / ASTM-E84 / OSFM TITLE 19*




Site Furnishing Colors

Amenities receive a durable color coating that will not rust, crack, peel, or warp. Choose a powder coat color for framework and plastisol coating for table tops, seats, and backs.




Site Furnishing Patterns



Slat and Rib patterns (not shown) available in select site furnishing products.

Recycled Plastic Colors



Local Partners in Play

ALABAMA

Hasley Recreation
(770) 965-4042
sales@hasley-recreation.com

ALASKA

Play Systems North
(866) 985-6637
Lucy.psn@outlook.com

ARIZONA

Miracle Playground Sales SW
(800) 905-1411
monte@miracleplayground.com

ARKANSAS

Ash Recreation & Design, LLC
Brian Ash
(800) 933-6484
brian@ashrecreation.com

CALIFORNIA-NORTHERN & CENTRAL

Miracle Playsystems
(800) 879-7730
info@miracleplaygroup.com

CALIFORNIA-SOUTH CENTRAL

Miracle Playground Sales of Southern California (Los Angeles)
(800) 264-7225
sales@miracleplayground.com

CALIFORNIA-SOUTHERN

Miracle Playground Sales Inc.
(800) 264-7225
sales@miracleplayground.com

COLORADO

Chris Churchich
(800) 729-7529
sales@churchichrecreation.net

CONNECTICUT

John W. Hollerbach
(888) 844-7529
john@creativeverec.com

DELAWARE

Liberty Parks & Playgrounds, Inc.
(877) 376-7823
info@libertyparks.com

DISTRICT OF COLUMBIA-WASHINGTON

Metro Recreation
(866) 470-0366
mike@metrorecreation.com

FLORIDA-CENTRAL & WEST

Miller Recreation Equipment & Design, Inc.
(941) 792-4580
mrecfla@gmail.com

FLORIDA-NORTH & PANHANDLE

True North Recreation
Rich Falkowski
(407) 883-8463
miracle@truenorthrecreation.com

FLORIDA-SOUTHERN

Miracle of South Florida
(954) 520-4523
connieb@miracleofsouthflorida.com

GEORGIA

Hasley Recreation, Inc.
(770) 965-4042
sales@hasley-recreation.com

HAWAII

REC and Roll, LLC
(808) 485-8885
Rory@nylawn.com

IDAHO

Vern Garrett
(800) 748-4608
vern@garrettandcompany.com

ILLINOIS-NORTHERN

Team REIL
(888) GET-REIL
sales@getreil.com

ILLINOIS-SOUTHERN

Hutchinson Recreation & Design
(800) 848-5616
sales@hutchinson-recreation.com

INDIANA

Miracle Midwest
(800) 722-8546
info@miraclemidwest.com

IOWA

Boland Recreation, Inc.
(800) 798-7589
iowaparkplace@mchsi.com

IOWA

(Pottawattamie County)
Eric & Nicole Crouch
(800) 747-7528
eric@crouchrec.com
nicole@crouchrec.com

KANSAS

Greg Stein
(816) 350-0080
miraclerecreation@yahoo.com

KENTUCKY

Tami Phillips
(800) 251-5578
tami@miraclekytn.com

LOUISIANA

Kincade Recreation
(877) 993-7529
kincaderecreation@eastex.net

MAINE

Eric Weizel
(800) 655-6355
Eric@maine-playgrounds.com

MARYLAND

Metro Recreation
(866) 470-0366
mike@metrorecreation.com

MASSACHUSETTS-WESTERN, NORTHERN, CENTRAL

Site Specifics, LLC
(888) 551-3155
cindy@sitespecifics.net

MASSACHUSETTS-SOUTHEASTERN

John W. Hollerbach
(888) 844-7529
john@creativeverec.com

MICHIGAN

Miracle Midwest
(800) 722-8546
info@miraclemidwest.com

MINNESOTA

Jay Webber or Nick Herman
(800) 677-5153
customerservice@webberrec.com

MISSISSIPPI

Jefcoat Recreation
(601) 414-3625
crj@jefcoatrecreation.com

MISSOURI-EASTERN

Hutchinson Recreation & Design
(800) 848-5616
sales@hutchinson-recreation.com

MISSOURI-WESTERN

Bill Wickham
(816) 795-7795
playgroundbill@gmail.com

MONTANA

BC6 Builders
(701) 590-0024
cebes@ndsupernet.com

NEBRASKA

Eric & Nicole Crouch
(800) 747-7528
eric@crouchrec.com
nicole@crouchrec.com

NEVADA

Miracle Playground Sales SW
(800) 905-1411
monte@miracleplayground.com

NEW HAMPSHIRE

Pettinelli & Associates
(800) 775-8154
playgrdbob@aol.com

NEW JERSEY

Liberty Parks & Playgrounds, Inc.
(877) 376-7823
info@libertyparks.com

NEW MEXICO

Chris Churchich
(800) 729-7529
sales@churchichrecreation.net

NEW YORK-LONG ISLAND

Pettinelli Recreation
(518) 461-5917
Robert@PettinelliRecreation.com

NEW YORK-NORTHERN

Pettinelli & Associates
(800) 775-8154
playgrdbob@aol.com

NEW YORK-SOUTHERN

Pettinelli Recreation
(518) 461-5917
Robert@PettinelliRecreation.com

NEW YORK-CENTRAL & WESTERN

Joe Denzak, Jr.
(800) 925-1545
drecreat@twcny.rr.com

NORTH CAROLINA-NORTHERN

Site Concepts
(800) 568-8390
sales@siteconceptsva.com

NORTH CAROLINA-SOUTHERN

Churchich Recreation & Design
(843) 757-3156
jeff@churchichrecreation.com

NORTH DAKOTA

BC6 Builders
(701) 590-0024
cebes@ndsupernet.com

OHIO - NORTHERN

Miracle Midwest
(800) 722-8546
info@miraclemidwest.com

OHIO - SOUTHERN

Playground Equipment Services
(513) 923-2333
eric@playgroundequipmentservices.com

OKLAHOMA

Ash Recreation & Design, LLC.
Brian Ash
(800) 933-6484
brian@ashrecreation.com

OREGON

Cascade Recreation
(888) 280-8010
info@cascaderec.com

PENNSYLVANIA-EASTERN

Joel Lyons
(877) 808-7529
info@lyonsrecreation.com

PENNSYLVANIA-WESTERN

Mark Ford
(724) 478-1775
mford@sportsrecassoc.com

RHODE ISLAND

John W. Hollerbach
(888) 844-7529
john@creativeverec.com

SOUTH CAROLINA

Churchich Recreation & Design
(843) 757-3156
jeff@churchichrecreation.com

SOUTH DAKOTA

Eric & Nicole Crouch
(800) 747-7528
eric@crouchrec.com
nicole@crouchrec.com

TENNESSEE

Tami Phillips
(800) 251-5578
tami@miraclekytn.com

TEXAS-CENTRAL (AUSTIN)

webuildfun
(512) 636-0933
joshb@webuildfun.com

TEXAS-EAST AND SOUTHEAST

Randy May
(800) 964-6301
randy@mayrecreation.com

TEXAS-NORTH (DALLAS/FT. WORTH METROPLEX)

Vince Allen
(888) 254-5482
va@webuildfun.com

TEXAS-PANHANDLE

Panhandle Recreation
(877) 993-7529
kincaderecreation@eastex.net

TEXAS-SOUTHERN

Park Place Recreation Designs, Inc.
(800) 626-0238
fun@miracleparkplace.com

TEXAS-WESTERN

Chris Churchich
(800) 729-7529
sales@churchichrecreation.net

UTAH

Vern Garrett
(800) 748-4608
vern@garrettandcompany.com

VERMONT

Pettinelli & Associates
(800) 775-8154
playgrdbob@aol.com

VIRGINIA

Site Concepts
(800) 568-8396
sales@siteconceptsva.com

WASHINGTON

Cascade Recreation
(888) 280-8010
info@cascaderec.com

WEST VIRGINIA

Metro Recreation
(866) 470-0366
mike@metrorecreation.com

WISCONSIN

Boland Recreation, Inc.
(608) 438-5317
bolandrecwi@mediacommbb.net

WYOMING-EASTERN

Chris Churchich
(800) 729-7529
sales@churchichrecreation.net

WYOMING-WESTERN

Vern Garrett
(800) 748-4608
vern@garrettandcompany.com

CANADA

PlayPower Canada Representatives
(866) 516-0245



Join the Miracle® community,
contact your local sales
representative today!



→ Versalok®

Miracle® developed this innovative clamp design, which makes installation more efficient by eliminating the need to stack multiple clamps. The clamps are made from a recycled aluminum alloy for added strength and durability and feature a stainless-steel fasteners that resists tampering.

→ Gator Grip

The handrails and rungs of our play components feature this unique 3D textured pattern that is available only from Miracle. This textured surface was specially designed to provide a safe and comfortable grip for kids' hands and makes it easy for them to make their next moves on our equipment.

→ Mira-Cote™ Antimicrobial Paint

Available for over a decade, Miracle's exclusive antimicrobial paint (for posts, rails, climbers and swing frames) contain a compound that minimizes the growth of bacteria. Choose from a variety of paint colors (shown on page 197).

Every Miracle® playground is built with innovation from the ground up.

Innovation drives growth, and Miracle® has been innovating play for almost a century. Once you invest in one of our playgrounds, you want it to last, so you need and expect innovative products that stay fresh, dependable and thrilling long after they've been installed. From the smallest details like clamps and coatings to the next big idea in play concepts and systems, our dedication to innovation is the secret to creating playgrounds that last, and it's built into each one of our play components.



PlayArmor™ is the first antimicrobial coating specifically introduced in the recreation industry that protects playground equipment and site amenities. It was created by biochemists and has been registered for use by the US Environmental Protection Agency (EPA).



Learn more
about PlayArmor



Watch the
PlayArmor video



878 E Highway 60
Monett, Missouri, USA 65708
Miracle-Recreation.com

Toll Free 1-888-458-2752
Phone +1-417-235-6917
Fax +1-417-235-3551

